Catalogo / *Catalogue*

G-183

de pala

Italian OEM Technology

AZIENDA DE PALA

Costituita nel 1985 per iniziativa del suo attuale proprietario Ing. Valerio Zambon, sulla base delle rilevanti competenze precedentemente maturate nel settore dell'Industria Termotecnica, l'Azienda DE PALA vanta una trentennale esperienza nella produzione di valvole motorizzate o di zona e di componenti per la termoregolazione.
Grazie ad un know-how ed a tecnologie produttive avanzate, DE PALA ha saputo ritagliarsi nel tempo uno spazio importante nel competitivo mercato italiano, ove oggi può vantare la presenza affermata dei propri prodotti presso oltre 600 clienti Grossisti e Rivenditori.
L'Azienda è inoltre fortemente presente anche sul mercato estero dove, tra Europa, Asia, Nord e Sud America colloca più del 50% della propria produzione.
La qualità dei prodotti, la loro personalizzazione in funzione delle richieste del Cliente ed una puntuale assistenza post-vendita, sono i punti di forza della ditta DE PALA.

Sede Azienda
Factory Plant

Reparto lavorazione meccanica
Manufacturing department

Transfer CNC
CNC Transfer-machine

DE PALA COMPANY

De Pala company was established by its present owner Mech. Eng. Valerio Zambon in 1985. Since then, De Pala has been boasting an over 30-years experience in the production of motorized zone valves and components for thermoregulation.
Thanks to its know-how and to its advanced producing technology De Pala company is having a lasting success in the competitive italian market with a qualified presence of its products in more than 600 distributing customers.
The company is also having an increasing appreciation in important foreign markets (Europe, Asia, North and South America currently rappresent more than 50% of yearly sold products).
Following the latest requirements of the market De pala Company has developed innovative products, that combine reliability with a superior quality price ratio.

Tornio automatico CNC
CNC Automatic lathe

PRODUZIONE DE PALA



Assemblaggio centraline BOX FIRE
BOX FIRE assembling department

Tutte le lavorazioni meccaniche sono eseguite nella ns. azienda o su ns. disegno, con controlli intermedi in linea del prodotto. Le moderne macchine utensili a Controllo Numerico: Transfer, Centri di Lavoro,Torni Automatici e Macchine per la piegatura e sagomatura del tubo rame, condotte da tecnici qualificati, permettono di realizzare i componenti con tolleranze di alta precisione. La produzione totalmente interna permette inoltre di avere una gestione "just in time" degli ordini ed un continuo miglioramento tecnologico del prodotto.
L'assemblaggio dei corpi valvola, eseguito nel ns. reparto di meccanica da personale altamente qualificato e di lunga esperienza, permette di garantire costanza di qualità e assoluta affidabilità delle valvole prodotte. I Servomotori con riduttori a ns. disegno montano ingranaggi in acciaio a denti temperati. Gli azionatori e gli switch di fine corsa sono di alta tecnologia europea; essi vengono assemblati nel nostro reparto elettrico, con metodologie ed attrezzature all'avanguardia.
La rispondenza alle specifiche norme tecniche dei prodotti finiti, in uscita dal ciclo di montaggio, viene verificata sui banchi di collaudo sia idraulici che elettrici ed interessa il 100% della produzione. Una sala prove interna e vari impianti civili sono usati per le prove di durata ripetute ciclicamente.

Reparto curvatura tubo rame
CNC copper tube bending machine

Reparto cartellatura tubo rame
CNC Copper tube forming machine

DE PALA PRODUCTION

All the manufacturing phases are carried out in our factory or according to our standards and are subject to intermediate check on the production lines. By the use of modern CNC machines: transfer machine tools, machine centers, automatic lathes and copper tube forming/bending machines, lead by qualified technicians, we carry out finished parts according to very precise tolerances. Thanks to our internal production line, De Pala is able to satisfy customers' orders "just in time", with a continuous technological improvement of the product.
The gearboxes use steel gears with temprared teeth. Internal motors and microswitches come from the best european producers. The assembly of body valves and servomotors is carried out by skilled engineers with speficic equipment, which have been developed internally as a result of our know-how.
This is the guarantee for an unquestionable reliability of the whole range of our products. All De Pala products are methodically checked with instruments of measurement during the manufacturing phase. The data are elaborated and recorded by a computer system.
In order to guarantee our high quality, every produced piece is subjected to hydraulic and electric tests. Moreover there are further periodical reliability trials to verify the real resistance of products, with special cyclic actuators and simulating the worse working condition.

Reparto Assemblaggio Servomotori
Servomotors assembling department

I NOSTRI MERCATI

Grazie alla eccezionale flessibilità del comparto produttivo ed alla ottima organizzazione logistica, l'evasione degli ordini avviene in tempi rapidissimi.
Ogni giorno DE PALA, tramite corrieri espresso, consegna i suoi prodotti in Italia ed anche in molti altri paesi: Stati Uniti, Gran Bretagna, Irlanda, Portogallo, Spagna, Francia, Svizzera, Germania, Austria, Slovenia, Repubblica Ceca, Slovacchia, Ungheria, Grecia, Olanda, Belgio, Polonia, Danimarca, Svezia, Finlandia, Norvegia, Islanda, Romania, Ucraina, Russia, Georgia, Kirghizistan, Turchia, Malta, Tunisia, Arabia Saudita, Giordania, Siria, Iran, Cina, Panama, Venezuela e Cile.
Sono tutti importanti mercati dove i prodotti DE PALA sono presenti con pieno successo da molti anni.

OUR MARKETS

Thanks to an optimal logistic and production organization joined to an high flexibility, DE PALA is in the position to dispatch most of the purchase orders immediately.
Every day we delivery our products to customers in: Italy, United States, United Kingdom, Ireland, Sweden, Finland, Norway, Denmark, Iceland, Nederlands, Belgium, Poland, Greece, Austria, Slovenia, Czech Republic, Slovakia, Hungary, Germany, France, Switzerland, Spain, Portugal, Ukraine, Russia, Georgia, Kyrghyz Republic, Romanie, Malta, Turkey, Tunisie, Saudi Arabia, Jordan, Syrie, Iran, China, Panama, Venezuela and Chile.
De Pala products are available in these markets since several years, confirming its presence every year.

MERCATI DOVE PUOI TROVARE DE PALA

MARKETS WHERE YOU CAN FIND DE PALA

SOMMARIO

PAGINA
PAGE

10-17 **1° gruppo : FAST**
Valvole a sfera motorizzate compatte 2-3-4 vie da 1/2" a 1" filettate
Compact 2/3/4-ways motorized ball valves from 1/2" to 1" threaded

18-29 **2° gruppo : SFERA**
Valvole a sfera motorizzate 2-3-4 vie da 1/2" a 1"1/2 filettate ed a compressione
Servomotori a 230 Vac / 24 Vac e 12 Vcc / 24 Vcc – Gusci di coibentazione
2/3/4-ways motorized ball valves from 1/2" to 1"1/2 threaded & compression fittings
Actuators 230 Vac / 24 Vac and 12 Vdc / 24 Vdc – Insulating shells



30-41 **3° gruppo : ISO**
Valvole sfera motorizzate 2-3 vie con attacco ISO 5211 – Diametri da 1/2" a 4"
2/3-ways motorized ball valves ISO 5211 connection – Diameters from 1/2" to 4"

42-49 **4° gruppo : FRIGO**
Valvole sfera 2-3 vie nichelate – Motori protetti – Prolunghe per coibentazione
2/3-ways nickel-plated valves – Protected actuators – Spacers for pipes insulation

50-57 **5° gruppo : MIX**
Valvole di miscelazione e regolazione a sfera 2-3 vie – Diametri da 1/2" a 1"1/2
Valvole di miscelazione in ottone/ghisa a 2-3-4 vie filettate e flangiate fino a DN100
Miscelatori Termostatici – Valvole Deviatrici Termostatiche – Valvole Anticondensa
2/3-ways mixing and regulation ball valves – Diameters from 1/2" to 1"1/2
Brass and Cast-Iron mixing valves 2-3-4 ways threaded and flanged up to DN100
Thermostatic mixing valves - Deviating thermostatic valves - Anticondensation Valves

58-61 **6° gruppo : CENTRALINE DI CONTROLLO**
Termostati meccanici, Cronotermostati, Centraline Solari e per Termocamini
Regolatori Climatici Digitali
Mechanic thermostats, Chronothermostats, Control Units for Solar Circuits and Fireplaces
Climatic Regulators

62-66 **7° gruppo : ENERGIE RINNOVABILI**
Kit di interfaccia tra termocamino-impianto-caldaia con produzione di ACS
Kit Termostatici Solare-Caldaia per produzione di Acqua Calda Sanitaria
Interface Kit between Fireplace-heating plant-boiler with DHW production
Solar-Gas Boiler Kit for Domestic Hot Water production



67-69 **8° gruppo : COLLETTORI**
Collettori Multizona con valvole motorizzate a sfera – Collettori bassa temperatura
Multizone manifolds with motorized ball valves – Manifolds for low temperature



70-71 **9° gruppo : BILANCIAMENTO**
Valvole di bilanciamento con flussimetro incorporato e gusci di coibentazionei
Balancing valves with flow meter and insulating shells

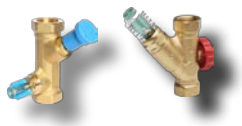

72-74 **10° gruppo : RICAMBI**
Valvole a Settore – Servomotori con distanziale / con contaore incorporato
Motorized sector valves – Servomotors with spacer or time meter included



INDICE CODICI PRODOTTO CON RELATIVA PAGINA
PRODUCT CODE INDEX WITH RELATED PAGE

codice	pagina
202B	14
202FB	14
203B	15
203BL	15
203FB	15
203FBL	15
204B	15
204M0	14
204M1	14
204M2	14
204M4	14
20SB	14
20SFB	14
212B	14
212FB	14
213B	15
213BL	15
213FB	15
213FBL	15
214B	15
21SB	14
21SFB	14
232B	14
232FB	14
233B	15
233BL	15
233FB	15
233FBL	15
23SB	14
23SFB	14
303GR	54
303GS	54
304GR	54
313GR	54
313GS	54
314GR	54
323GR	54
323GS	54
324GR	54
343FR	54
343FS	54
343GR	54
343GS	54
344FR	54
344GR	54
353FR	54
353FS	54
353GR	54
353GS	54
354FR	54
354GR	54
363FR	54
363FS	54
364FR	54
373FR	54
373FS	54
374FR	54

codice	pagina
383FR	54
383FS	54
384FR	54
602 B	20
602 BE	20
602 BI	20
602 BN	44
602 BND	45
602 F	20
602 FBN	44
602 FBND	45
602 FI	32
602 FN	44
602 FND	45
602 M	20
602 MN	44
602 MND	45
602FB	20
603 B	22
603 BC	47
603 BE	22
603 BI	22
603 BL	26
603 BN	48
603 F	22
603 FC	47
603 FL	26
603 FN	48
603 LE	26
603 LI	26
603 M	22
603 MC	47
603 ML	26
603 MN	48
603 R	28
603 S	28
603 SE	28
603 SI	28
603 T	24
603 TI	34
603 TN	46
603 U	24
603 UE	24
603 UI	24
603 UN	46
603 V	24
603 VN	46
603 Z	28
60455	28
604S5	28
604S6	28
604SS	28
604ST	28
60A LI	36
60A TI	38
612 B	20
612 BE	20

codice	pagina
612 BI	20
612 BN	44
612 BND	45
612 F	20
612 FBN	44
612 FBND	45
612 FI	32
612 FN	44
612 FND	45
612 M	20
612 MN	44
612 MND	45
612FB	20
613 B	22
613 BC	47
613 BE	22
613 BI	22
613 BL	26
613 BN	48
613 F	22
613 FC	47
613 FL	26
613 FN	48
613 LE	26
613 LI	26
613 M	22
613 MC	47
613 ML	26
613 MN	48
613 R	28
613 S	28
613 SE	28
613 SI	28
613 T	24
613 TI	34
613 TN	46
613 U	24
613 UC	24
613 UE	24
613 UI	24
613 UN	46
613 V	24
613 VN	46
613 Z	28
614S6	28
614S7	28
614SS	28
614ST	28
61A LI	36
61A TI	38
622 B	20
622 BE	20
622 BN	44
622 BND	45
622 F	20
622 FBN	44
622 FBND	45

codice	pagina
622 FI	32
622 FN	44
622 FND	45
622 M	20
622 MN	44
622 MND	45
622FB	20
623 B	22
623 BC	47
623 BE	22
623 BL	26
623 BN	48
623 F	22
623 FC	47
623 FL	26
623 FN	48
623 LE	26
623 M	22
623 MC	47
623 ML	26
623 MN	48
623 R	28
623 S	28
623 SE	28
623 T	24
623 TI	34
623 TN	46
623 U	24
623 UE	24
623 UN	46
623 V	24
623 VN	46
623 Z	28
62A LI	36
62A TI	38
632 B	20
632 BE	20
632 BI	20
632 BN	44
632 BND	45
632 F	20
632 FBN	44
632 FBND	45
632 FI	32
632 FN	44
632 FND	45
632FB	20
633 B	22
633 BC	47
633 BE	22
633 BI	22
633 BL	26
633 BN	48
633 F	22
633 FC	47
633 FL	26
633 FN	48

codice	pagina
633 LE	26
633 LI	26
633 R	28
633 S	28
633 SE	28
633 SI	28
633 T	24
633 TI	34
633 TN	46
633 U	24
633 UE	24
633 UI	24
633 UN	46
63A LI	36
63A TI	38
642 B	20
642 BE	20
642 BN	44
642 BND	45
642 F	20
642 FBN	44
642 FBND	45
642 FI	32
642 FL	32
642 M	20
642 MN	44
642 MND	45
642FB	20
642FN	44
642FND	45
643 BC	47
643 BE	22
643 BL	26
643 FC	47
643 FD	38
643 FF	36
643 FL	26
643 LE	26
643 M	22
643 MC	47
643 ML	26
643 MN	48
643 SE	28
643 T	24
643 TI	34
643 TN	46
643 U	24
643 UE	24
643 UN	46
643 V	24
643 VN	46
643 Z	28
64A LI	36
64A TI	38
652 FI	32
652 FL	32
653 FD	38

INDICE CODICI PRODOTTO CON RELATIVA PAGINA
PRODUCT CODE INDEX WITH RELATED PAGE

codice	pagina
653 FF	36
653 TI	34
65A LI	36
65A TI	38
662 FI	32
662 FL	32
663 FD	38
663 FF	36
66A LI	36
66A TI	38
672 FI	32
672 FL	32
673 FT	34
673 TI	34
682 FI	32
682 FL	32
B415	70
B420	70
B425	70
B430	70
BF03AC	63
BF03AN	63
BF03AR	63
BF03CC	63
BF03CN	63
BF03CR	63
BF04AC	63
BF04AN	63
BF04AR	63
BF04CC	63
BF04CN	63
BF04CR	63
BF05AC	63
BF05AN	63
BF05AR	63
BF13AC	63
BF13AN	63
BF13AR	63
BF13CC	63
BF13CN	63
BF13CR	63
BF14AC	63
BF14AN	63
BF14AR	63
BF14CC	63
BF14CN	63
BF14CR	63
BF15AC	63
BF15AR	63
BF23AC	63
BF23AN	63
BF23AR	63
BF23CC	63
BF23CN	63
BF23CR	63
BF24AC	63
BF24AN	63

codice	pagina
BF24AR	63
BF24CC	63
BF24CN	63
BF24CR	63
BF34AC	64
BF34AN	64
BF34AR	64
BF34SC	64
BF34SN	64
BF34SR	64
BF35AC	64
BF35AN	64
BF35AR	64
BF35SC	64
BF35SN	64
BF35SR	64
BF43AC	64
BF43AN	64
BF43AR	64
BF43CC	64
BF43CN	64
BF43CR	64
BF44AC	64
BF44AN	64
BF44AR	64
BF44CC	64
BF44CN	64
BF44CR	64
BF53AC	64
BF53AN	64
BF53AR	64
BF53CC	64
BF53CN	64
BF53CR	64
BF54AC	64
BF54AN	64
BF54AR	64
BF54CC	64
BF54CN	64
BF54CR	64
BF62AC	65
BF62AN	65
BF62AR	65
BF62IC	65
BF62IN	65
BF62IR	65
BF63AC	65
BF63AN	65
BF63AR	65
BF63IC	65
BF63IN	65
BF63IR	65
BF64AC	65
BF64AN	65
BF64AR	65
BF64IC	65
BF64IN	65

codice	pagina
BF64IR	65
BF67AC	65
BF67AN	65
BF67AR	65
BF67IC	65
BF67IN	65
BF67IR	65
BF73AC	65
BF73AN	65
BF73AR	65
BF73CC	65
BF73CN	65
BF73CR	65
BF73EC	66
BF73EN	66
BF73ER	66
BF73SC	66
BF73SN	66
BF73SR	66
BF74AC	65
BF74AN	65
BF74AR	65
BF74CC	65
BF74CN	65
BF74CR	65
BF74EC	66
BF74EN	66
BF74ER	66
BF74SC	66
BF74SN	66
BF74SR	66
BF84AC	66
BF84AN	66
BF84AR	66
BF84SC	66
BF84SN	66
BF84SR	66
BF85AC	66
BF85AN	66
BF85AR	66
BF85SC	66
BF85SN	66
BF85SR	66
BF93CC	66
BF93CN	66
BF93CR	66
BF93EC	66
BF93EN	66
BF93ER	66
BF94CC	66
BF94CN	66
BF94CR	66
BF94EC	66
BF94EN	66
BF94ER	66
BHW10N	59
BOC10	29

codice	pagina
BOC10OT	29
BOC12	29
BOC12OT	29
BOC34	29
BOC34OT	29
BOC54	29
BOC54OT	29
BR15AN	63
C2F3	73
C2F4	73
C3F3	73
C3F4	73
CBTM	67
CBTR	67
CS1CN	61
CS2CF	61
CS3CF	61
CS3CN	61
CTA10	60
D2M6	72
D2S6	72
D3M6	72
D3M7	72
D3M71	72
D3S6	72
D3S7	72
D3S71	72
DL34	29
DMI09	32, 34, 36, 38
DMI11	32, 34, 36, 38
DMI14	32, 34, 36, 38
DMI51	33, 35, 37, 39
DMI54	33, 35, 37, 39
DPT6	59
DSA1	59
DSC1	59
DSC3	59
DSE2	59
E22B0	52
E22B1	52
E22B2	52
E22B3	52
E22B4	52
E22F0	52
E22F1	52
E22F2	52
E22F3	52
E22F4	52
E23B0	52
E23B1	52
E23B2	52
E23B3	52
E23B4	52
E23F0	52
E23F1	52
E23F2	52
E23F3	52

codice	pagina
E23F4	52
E32B2	52
E32B3	52
E32B4	52
E32B6	52
E32F2	52
E32F3	52
E32F4	52
E32F6	52
E33B2	52
E33B3	52
E33B4	52
E33B6	52
E33F2	52
E33F3	52
E33F4	52
E33F6	52
E42B5	52
E42B6	52
E42F5	52
E42F6	52
E43B5	52
E43B6	52
E43F5	52
E43F6	52
E52B5	52
E52B8	52
E52F5	52
E52F8	52
E52F8	52
E52F9	52
E53B5	52
E53B8	52
E53F5	52
E53F8	52
E62B8	52
E62B9	52
E63B8	52
E63B9	52
E63F8	52
E63F9	52
ER818	40
F33B3L	53
F33B4L	53
F43B3L	53
F43B4L	53
F6A2	74
F6A2R	74
F6A3	74
F6A3R	74
F6B2	74
F6B2R	74
F6B3	74
F6B3R	74
F6C2	74
F6C2R	74
F6C3	74

INDICE CODICI PRODOTTO CON RELATIVA PAGINA
PRODUCT CODE INDEX WITH RELATED PAGE

codice	pagina
F6C3R	74
F6S2	74
F6S2R	74
F6S3	74
F6S3R	74
F7A3	74
F7A3R	74
F7B3	74
F7B3R	74
F7C3	74
F7C3R	74
F7S3	74
F7S3R	74
FDG	61
FDGP	61
FMA	61
GC00	70
GC02	20, 44, 45, 53
GC03	22-29, 46-53
GC0T	56
GC10	70
GC12	20, 44, 45, 53
GC13	22-29, 46-53
GC1T	56
GC20	70
GC22	20, 44, 45, 53
GC23	22-29, 46-53
GC25	70
GC32	70
GC40	70
GC42	20, 44, 45, 53
GC43	24-29, 46-53
GC50	70
GDCW	59
HM2	20
HM3D	22
HM3M	24, 26, 29
K2S6	44
K3M6	48
K3M7	45, 46
K3M71	47
K3S7	46, 47, 48
K6I39	33, 35, 37, 39
K8I51	33, 35, 37, 39
K9I54	33, 35, 37, 39
KBN17	40
KFE3A	40
KI02P	40
KSCM12	62
KSCM34	62
KSCM-S	16
KSCT12	62
KSCT34	62
M2AL	53
M2B	17
M2B02B	12
M2B02FB	12

codice	pagina
M2B03B	13
M2B03BL	13
M2B03FB	13
M2B03FBL	13
M2B04B	13
M2B0SB	12
M2B0SFB	12
M2B12B	12
M2B12FB	12
M2B13B	13
M2B13BL	13
M2B13FB	13
M2B13FBL	13
M2B14B	13
M2B1SB	12
M2B1SFB	12
M2B32B	12
M2B32FB	12
M2B33B	13
M2B33BL	13
M2B33FB	13
M2B33FBL	13
M2B3SB	12
M2B3SFB	12
M2C	17
M2C02B	12
M2C02FB	12
M2C03B	13
M2C03BL	13
M2C03FB	13
M2C03FBL	13
M2C0SB	12
M2C0SFB	12
M2C12B	12
M2C12FB	12
M2C13B	13
M2C13BL	13
M2C13FB	13
M2C13FBL	13
M2C1SB	12
M2C1SFB	12
M2C32B	12
M2C32FB	12
M2C33B	13
M2C33BL	13
M2C33FB	13
M2C33FBL	13
M2C3SB	12
M2C3SFB	12
M2SL	53
M6A2	21
M6A2C12VCC	21
M6A2C24VCC	21
M6A2H	74
M6A2V	21
M6A2W	21
M6A2X	21

codice	pagina
M6A3	23
M6A3C12VCC	23
M6A3C24VCC	23
M6A3H	74
M6A3L	23
M6A3W	23
M6A3X	23
M6B2	21
M6B2C12VCC	21
M6B2C24VCC	21
M6B2H	74
M6B2V	21
M6B2W	21
M6B2X	21
M6B3	23
M6B3C12VCC	23
M6B3C24VCC	23
M6B3H	74
M6B3L	23
M6B3W	23
M6B3X	23
M6C2	21
M6C2H	74
M6C2V	21
M6C2W	21
M6C2X	21
M6C3	23
M6C3H	74
M6C3L	23
M6C3W	23
M6C3X	23
M6S2	21
M6S2H	74
M6S2V	21
M6S2W	21
M6S2X	21
M6S3	23
M6S3H	74
M6S3L	23
M6S3W	23
M6S3X	23
M6X3	23
M6X3LE	23
M6Y3	23
M6Y3LE	23
M7A3	25, 27, 29
M7A3C12VCC	25, 27
M7A3C24VCC	25, 27
M7A3H	74
M7A3V	25, 27
M7A3W	25, 27
M7A3X	25, 27
M7B3	25, 27, 29
M7B3C12VCC	25, 27
M7B3C24VCC	25, 27
M7B3E	53
M7B3H	74

codice	pagina
M7B3V	25, 27
M7B3W	25, 27
M7B3X	25, 27
M7BE8	55
M7C3	25, 27, 29
M7C3E	53
M7C3H	74
M7C3V	25, 27
M7C3W	25, 27
M7C3X	25, 27
M7CE8	55
M7IB9	33, 35, 37, 39
M7IC9	33, 35, 37, 39
M7MA8	55
M7MA8L	55
M7MV8	55
M7MV8L	55
M7S3	25, 27, 29
M7S3H	74
M7S3V	25, 27
M7S3W	25, 27
M7S3X	25, 27
M7X3	25, 27
M7X3LE	25, 27
M7Y3	25, 27
M7Y3LE	25, 27
M8IB9	33, 35, 37, 39
M8IB9P	33, 35, 37, 39
M8IC9	33, 35, 37, 39
M8IC9P	33, 35, 37, 39
M8IE9	33, 35, 37, 39
M8IE9P	33, 35, 37, 39
M8IF9	33, 35, 37, 39
M8IF9P	33, 35, 37, 39
M8MA9	55
M8MB9	55
M8MC9	55
M8MV9	55
M9IB9	33, 35, 37, 39
M9IC9	33, 35, 37, 39
MC	73
MC2B	69
MC2Z	68
MC3B	69
MC3Z	68
MC4B	69
MC4Z	68
MC5B	69
MC5Z	68
MCC	73
MCCC	73
MCS	73
MF2B	69
MF2Z	68
MF3B	69
MF3Z	68
MF4B	69

codice	pagina
MF4Z	68
MF5B	69
MF5Z	68
MP612	40
MP812	40
MP912	40
MR	73
MRC	73
MRCC	73
MRCK	73
MRS	73
MTA10	57
MTA105	56
MTA105B	56
MTA106	56
MTA106B	56
MTA10B	57
MTB10	57
MTB10B	57
MTC10	57
MTC10B	57
MTC34	57
MTC34B	57
MTP10	57
MTP10B	57
MTP64	57
MTP64B	57
MTS10	57
MTS10B	57
MTS34	57
MTS34B	57
MTS54	57
MTS54B	57
MTS64	57
MTS64B	57
NCNA-A	21
NCNA-B	21
NCNA-S	16
O2F3	73
O2F4	73
O2F5	73
O3F3	73
O3F4	73
O3F5	73
OP104	59
P6A2	44
P6A2W	44
P6A2X	44
P6A3	48
P6A3W	48
P6A3X	48
P6B2	44
P6B2W	44
P6B2X	44
P6B3	48
P6B3W	48
P6B3X	48

INDICE CODICI PRODOTTO CON RELATIVA PAGINA
PRODUCT CODE INDEX WITH RELATED PAGE

codice	pagina
P6C2	44
P6C2W	44
P6C2X	44
P6C3	48
P6C3W	48
P6C3X	48
P6E2	49
P6E3	49
P6F2	49
P6F3	49
P6S2	44
P6S2W	44
P6S2X	44
P6S3	48
P6S3W	48
P6S3X	48
P6X2	44
P6X2W	44
P6X2X	44
P6X3	48
P6X3W	48
P6X3X	48
P6Y2	44
P6Y2W	44
P6Y2X	44
P6Y3	48
P6Y3W	48
P6Y3X	48
P7A3	45, 46, 47
P7A3W	45, 46, 47
P7A3X	45, 46, 47
P7B3	45, 46, 47
P7B3E	53
P7B3W	45, 46, 47
P7B3X	45, 46, 47
P7BE8	55
P7C3	45, 46, 47
P7C3E	53
P7C3W	45, 46, 47
P7C3X	45, 46, 47
P7CE8	55
P7E3	49
P7EA9	53
P7EA9L	53
P7EA9V	53
P7EV9	53
P7EV9L	53
P7EV9V	53
P7F3	49
P7IB9	33, 35, 37, 39
P7IC9	33, 35, 37, 39
P7P3	49
P7Q3	49
P7R3	49
P7S3	45, 46, 47
P7S3W	45, 46, 47
P7S3X	45, 46, 47

codice	pagina
P7T3	49
P7X3	45, 46, 47
P7X3W	45, 46, 47
P7X3X	45, 46, 47
P7Y3	45, 46, 47
P7Y3W	45, 46, 47
P7Y3X	45, 46, 47
R2B	17
R2B02B	12
R2B02FB	12
R2B03B	13
R2B03BL	13
R2B03FB	13
R2B03FBL	13
R2B04B	13
R2B0SB	12
R2B0SFB	12
R2B12B	12
R2B12FB	12
R2B13B	13
R2B13BL	13
R2B13FB	13
R2B13FBL	13
R2B14B	13
R2B1SB	12
R2B1SFB	12
R2B32B	12
R2B32FB	12
R2B33B	13
R2B33BL	13
R2B33FB	13
R2B33FBL	13
R2B3SB	12
R2B3SFB	12
R2C	17
R2C02B	12
R2C02FB	12
R2C03B	13
R2C03BL	13
R2C03FB	13
R2C03FBL	13
R2C0SB	12
R2C0SFB	12
R2C12B	12
R2C12FB	12
R2C13B	13
R2C13BL	13
R2C13FB	13
R2C13FBL	13
R2C1SB	12
R2C1SFB	12
R2C32B	12
R2C32FB	12
R2C33B	13
R2C33BL	13
R2C33FB	13
R2C33FBL	13

codice	pagina
R2C3SB	12
R2C3SFB	12
R6A2	21
R6A2H	74
R6A2V	21
R6A2W	21
R6A2X	21
R6A3	23
R6A3H	74
R6A3L	23
R6A3W	23
R6A3X	23
R6B2	21
R6B2H	74
R6B2V	21
R6B2W	21
R6B2X	21
R6B3	23
R6B3H	74
R6B3L	23
R6B3W	23
R6B3X	23
R6C2	21
R6C2H	74
R6C2V	21
R6C2W	21
R6C2X	21
R6C3	23
R6C3H	74
R6C3L	23
R6C3W	23
R6C3X	23
R6S2	21
R6S2H	74
R6S2V	21
R6S2W	21
R6S2X	21
R6S3	23
R6S3H	74
R6S3L	23
R6S3W	23
R6S3X	23
R7A3	25, 27, 29
R7A3H	74
R7A3V	25, 27
R7A3W	25, 27
R7A3X	25, 27
R7B3	25, 27, 29
R7B3H	74
R7B3V	25, 27
R7B3W	25, 27
R7B3X	25, 27
R7C3	25, 27, 29
R7C3H	74
R7C3V	25, 27
R7C3W	25, 27
R7C3X	25, 27

codice	pagina
R7IB9	33
R7IB9	35
R7IB9	37
R7IB9	39
R7IC9	33
R7IC9	35
R7IC9	37
R7IC9	39
R7S3	25, 27, 29
R7S3H	74
R7S3V	25, 27
R7S3W	25, 27
R7S3X	25, 27
R8IB9	33, 35, 37, 39
R8IB9P	33, 35, 37, 39
R8IC9	33, 35, 37, 39
R8IC9P	33, 35, 37, 39
R8IE9	33, 35, 37, 39
R8IE9P	33, 35, 37, 39
R8IF9	33, 35, 37, 39
R8IF9P	33, 35, 37, 39
R9IB9	33, 35, 37, 39
R9IC9	33, 35, 37, 39
RC2B	69
RC2Z	68
RC3B	69
RC3Z	68
RC4B	69
RC4Z	68
RC5B	69
RC5Z	68
RF2B	69
RF2Z	68
RF3B	69
RF3Z	68
RF4B	69
RF4Z	68
RF5B	69
RF5Z	68
SF2B	69
SF2Z	68
SF3B	69
SF3Z	68
SF4B	69
SF4Z	68
SF5B	69
SF5Z	68
SM00	70
SM10	70
SM20	70
T6A2	44
T6A2W	44
T6A2X	44
T6A3	48
T6A3W	48
T6A3X	48
T6B2	44

codice	pagina
T6B2W	44
T6B2X	44
T6B3	48
T6B3W	48
T6B3X	48
T6C2	44
T6C2W	44
T6C2X	44
T6C3	48
T6C3W	48
T6C3X	48
T6S2	44
T6S2W	44
T6S2X	44
T6S3	48
T6S3W	48
T6S3X	48
T7A3	45, 46, 47
T7A3W	45, 46, 47
T7A3X	45, 46, 47
T7B3	45, 46, 47
T7B3W	45, 46, 47
T7B3X	45, 46, 47
T7C3	45, 46, 47
T7C3W	45, 46, 47
T7C3X	45, 46, 47
T7IB9	33, 35, 37, 39
T7IC9	33, 35, 37, 39
T7S3	45, 46, 47
T7S3W	45, 46, 47
T7S3X	45, 46, 47
TA020	60
TA030	60
TA040	60
U7B3	49
U7B3W	49
U7C3	49
U7C3W	49
U7X3	49
U7X3W	49
U7Y3	49
U7Y3W	49
V52LA	40
V7B3	49
V7B3W	49
V7C3	49
V7C3W	49
VDT10	56
VDT10B	56
VDT34	56
VDT34B	56

de pala

Italian OEM Technology

1° gruppo: FAST

BALL VALVES

12 sec. Actuators
Compact valve

Servocomandi
a 12 sec.
Valvola compatta

CORPI VALVOLA:

Corpo valvola : Ottone CW617N (UNI 12165)
Sfera : Ottone CW617N (UNI 12165) Nichelata-Cromata
Sedi Sfera : PTFE più O-RING in EPDM
Asta : con doppio O-RING in EPDM ed anello di tenuta in PTFE
Pressione massima di esercizio : 10 bar
Pressione differenziale massima : Δp = 4 bar
Temperatura di esercizio del fluido : 0 °C + 100 °C
Fluido utilizzabile : Acqua, acqua glicolata o liquidi compatibili con tenute in PTFE ed EPDM
Perdite di carico : basse
Innesto rapido con molla ad anello

SERVOMOTORI ACCOPPIATI:

Tempi di apertura / chiusura : 12"
Tensioni disponibili : 230Vac - 24Vac
Contatti Ausiliari : 1 (Contatto pulito)
Grado di protezione elettrica : IP54
Tipo di comando: a 2 fili (relè interno) / a 3 fili (Comune - Apre - Chiude)

BODY VALVES:

Valve body : BRASS CW617N (UNI 12165)
Ball : BRASS CW617N (nickel-chromium plated)
SEALS on the ball and on the rod : PTFE and EPDM O-RINGS
Rod with double EPDM O-RING and PTFE seal
Nominal operating pressure : 10 bar
Maximum differential operating pressure : Δp 4 bar
Fluid temperature field : 0 °C + 100 °C
Utilisable fluids : Water; water with glycol or compatible fluids with PTFE and EPDM rubber
Load loss: minimum
Quick release ring spring coupling system

COUPLED SERVOMOTORS:

Opening / closing time: 12"
Supply Voltage: 230Vac - 24Vac
Auxiliary Switch: 1 (Free voltage signal)
Electric protection rating: IP54
Control type: 2 wires (relay inside) / 3 wires (C-NO-NC)

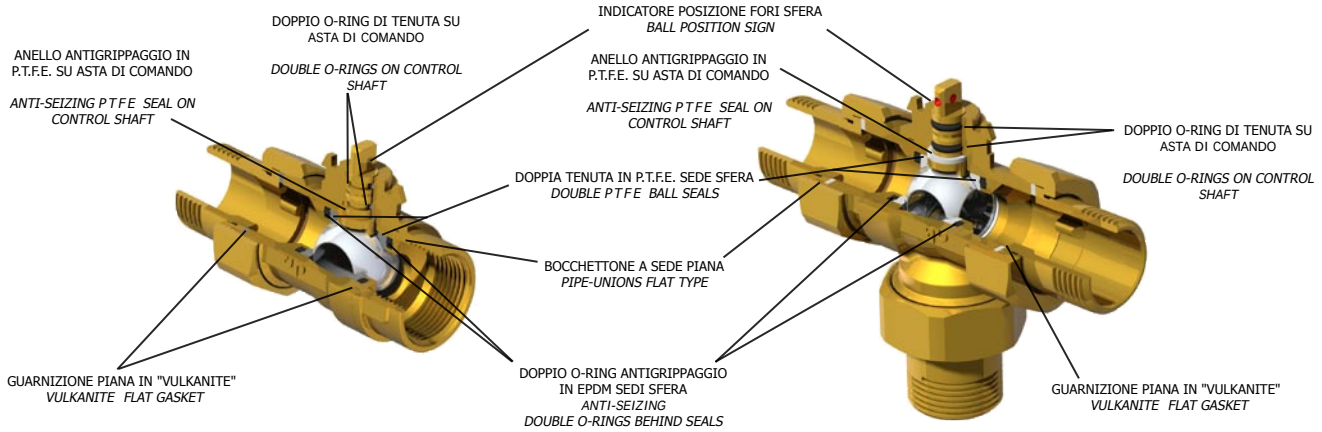

INGOMBRI VALVOLE E SERVOMOTORI

OVERALL DIMENSIONS VALVES & ACTUATORS

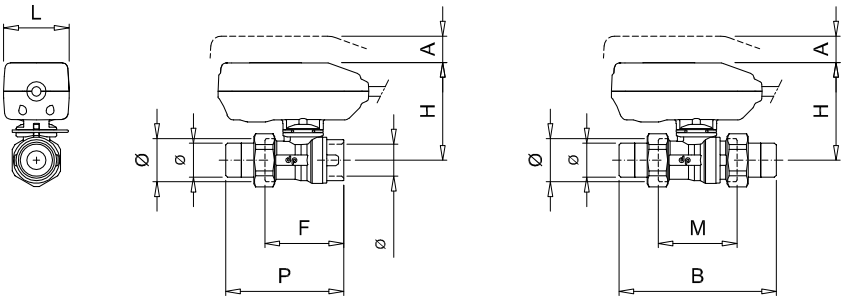

ø	Ø	H	A min.	M	B	F	P	L
1/2"	3/4"	75	20	59	113	59	86	50
3/4"	1"			60	120	60	90	
1"	1" 1/4	78		72	141	72	107	

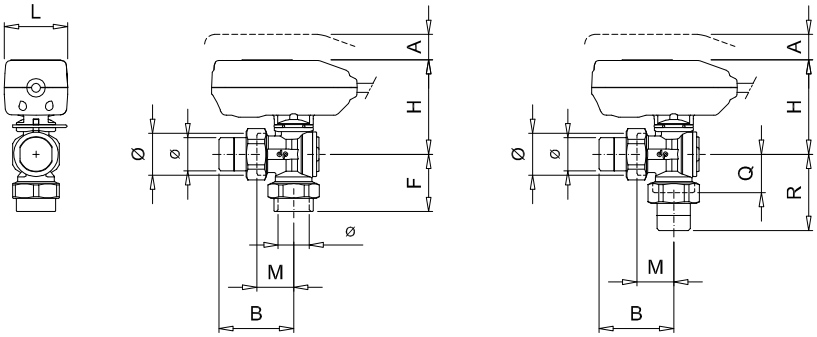

ø	Ø	H	A min.	M	B	Q	R	F	L
1/2"	3/4"	75	20	28	55	29	50	43	50
3/4"	1"			29	59	30	60	45	
1"	1" 1/4	78		34	69	35	70	52	

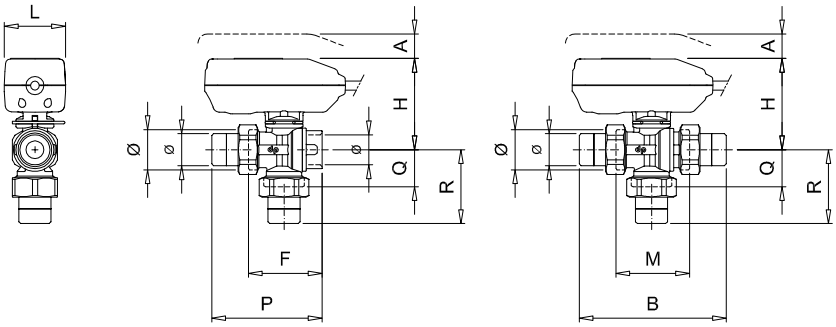

ø	Ø	H	A min.	M	B	Q	R	F	P	L
1/2"	3/4"	75	20	59	113	29	56	59	86	50
3/4"	1"			60	120	30	60	60	90	
1"	1" 1/4	78		72	141	35	70	72	107	

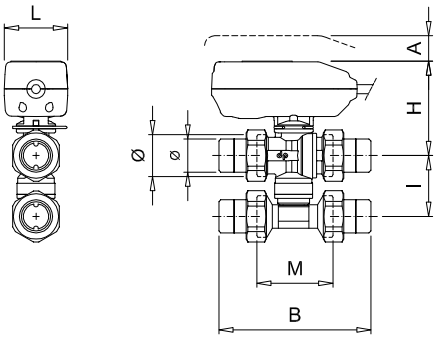

ø	Ø	H	A min.	M	B	I	L
3/4"	1"	75	20	60	120	48 ÷ 60	50
1"	1" 1/4	78		72	141	52 ÷ 60	

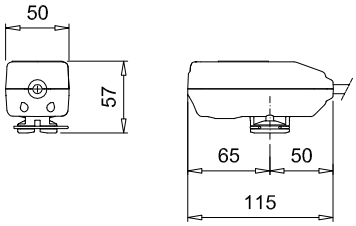

INSTALLAZIONI TIPICHE *TYPICAL INSTALLATIONS*

Valvole a 2 vie su collettori con interasse 50mm.
2-ways valve on manifold with 50mm. CTC distance

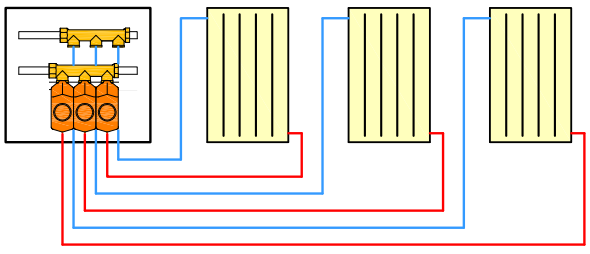

Valvole a 2 vie a squadra in ingresso al collettore
2-ways square valve on manifold inlet.

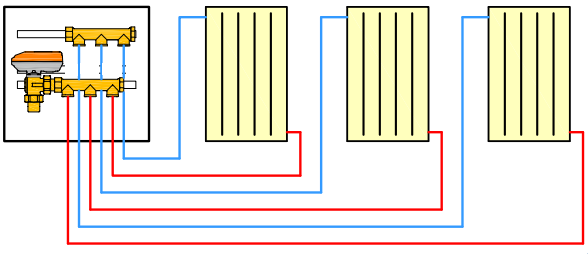

NOVITA' NEW

VALVOLE E SERVOMOTORI IN CONFEZIONE UNICA

VALVES AND ACTUATORS IN A SINGLE BOX

1 contatto Ausiliario

1 Auxiliary switch

ALIMENTAZIONE *SUPPLY VOLTAGE*	Ø	CON MOTORE A 3 FILI *WITH 3-WIRES ACTUATOR* Codice *Code*	€	CON MOTORE A 2 FILI *WITH 2-WIRES ACTUATOR* Codice *Code*	€

2 VIE ATTACCHI FEMMINA - BOCCHETTONE
2-WAYS VALVES FEMALE-PIPE UNION CONNECTIONS

	Ø	CON MOTORE A 3 FILI *WITH 3-WIRES ACTUATOR* Codice *Code*	€	CON MOTORE A 2 FILI *WITH 2-WIRES ACTUATOR* Codice *Code*	€
230 Vac	1/2"	M2B32FB		R2B32FB	
	3/4"	M2B02FB		R2B02FB	
	1"	M2B12FB		R2B12FB	
24 Vac	1/2"	M2C32FB		R2C32FB	
	3/4"	M2C02FB		R2C02FB	
	1"	M2C12FB		R2C12FB	

2 VIE ATTACCHI A BOCCHETTONE
2-WAYS VALVES PIPE UNION CONNECTIONS

	Ø	CON MOTORE A 3 FILI *WITH 3-WIRES ACTUATOR* Codice *Code*	€	CON MOTORE A 2 FILI *WITH 2-WIRES ACTUATOR* Codice *Code*	€
230 Vac	1/2"	M2B32B		R2B32B	
	3/4"	M2B02B		R2B02B	
	1"	M2B12B		R2B12B	
24 Vac	1/2"	M2C32B		R2C32B	
	3/4"	M2C02B		R2C02B	
	1"	M2C12B		R2C12B	

2 VIE A SQUADRA ATTACCHI FEMMINA - BOCCHETTONE
2-WAYS SQUARE VALVES FEMALE-PIPE UNION CONNECTIONS

	Ø	CON MOTORE A 3 FILI *WITH 3-WIRES ACTUATOR* Codice *Code*	€	CON MOTORE A 2 FILI *WITH 2-WIRES ACTUATOR* Codice *Code*	€
230 Vac	1/2"	M2B3SFB		R2B3SFB	
	3/4"	M2B0SFB		R2B0SFB	
	1"	M2B1SFB		R2B1SFB	
24 Vac	1/2"	M2C3SFB		R2C3SFB	
	3/4"	M2C0SFB		R2C0SFB	
	1"	M2C1SFB		R2C1SFB	

2 VIE A SQUADRA ATTACCHI A BOCCHETTONE
2-WAYS SQUARE VALVES PIPE UNION CONNECTIONS

	Ø	CON MOTORE A 3 FILI *WITH 3-WIRES ACTUATOR* Codice *Code*	€	CON MOTORE A 2 FILI *WITH 2-WIRES ACTUATOR* Codice *Code*	€
230 Vac	1/2"	M2B3SB		R2B3SB	
	3/4"	M2B0SB		R2B0SB	
	1"	M2B1SB		R2B1SB	
24 Vac	1/2"	M2C3SB		R2C3SB	
	3/4"	M2C0SB		R2C0SB	
	1"	M2C1SB		R2C1SB	

VALVOLE E SERVOMOTORI IN CONFEZIONE UNICA

VALVES AND ACTUATORS IN A SINGLE BOX

NOVITA' NEW

1 contatto Ausiliario

1 Auxiliary switch

ALIMENTAZIONE / *SUPPLY VOLTAGE*	Ø	CON MOTORE A 3 FILI *WITH 3-WIRES ACTUATOR* Codice *Code*	€	CON MOTORE A 2 FILI *WITH 2-WIRES ACTUATOR* Codice *Code*	€
3 VIE DEVIATRICI A 3 FORI ATTACCHI FEMMINA - BOCCHETTONE *3-WAYS "T" BORED VALVES FEMALE-PIPE UNION CONNECTIONS*					
230 Vac	1/2"	M2B33FB		R2B33FB	
	3/4"	M2B03FB		R2B03FB	
	1"	M2B13FB		R2B13FB	
24 Vac	1/2"	M2C33FB		R2C33FB	
	3/4"	M2C03FB		R2C03FB	
	1"	M2C13FB		R2C13FB	
3 VIE DEVIATRICI A 3 FORI ATTACCHI A BOCCHETTONE *3-WAYS "T" BORED VALVES PIPE UNION CONNECTIONS*					
230 Vac	1/2"	M2B33B		R2B33B	
	3/4"	M2B03B		R2B03B	
	1"	M2B13B		R2B13B	
24 Vac	1/2"	M2C33B		R2C33B	
	3/4"	M2C03B		R2C03B	
	1"	M2C13B		R2C13B	
3 VIE DEVIATRICI LATERALI ATTACCHI FEMMINA - BOCCHETTONE *3-WAYS LATERAL DIVERTING VALVES FEMALE-PIPE UNION CONNECTIONS*					
230 Vac	1/2"	M2B33FBL		R2B33FBL	
	3/4"	M2B03FBL		R2B03FBL	
	1"	M2B13FBL		R2B13FBL	
24 Vac	1/2"	M2C33FBL		R2C33FBL	
	3/4"	M2C03FBL		R2C03FBL	
	1"	M2C13FBL		R2C13FBL	
3 VIE DEVIATRICI LATERALI ATTACCHI A BOCCHETTONE *3-WAYS LATERAL DIVERTING VALVES PIPE UNION CONNECTIONS*					
230 Vac	1/2"	M2B33BL		R2B33BL	
	3/4"	M2B03BL		R2B03BL	
	1"	M2B13BL		R2B13BL	
24 Vac	1/2"	M2C33BL		R2C33BL	
	3/4"	M2C03BL		R2C03BL	
	1"	M2C13BL		R2C13BL	
4 VIE TELESCOPICHE CON BY PASS ATTACCHI A BOCCHETTONE *4-WAYS BY-PASS TELESCOPIC VALVES PIPE UNION CONNECTIONS*					
230 Vac	3/4" 48-60mm.	M2B04B		R2B04B	
	1" 52-60mm.	M2B14B		R2B14B	

NOVITA' NEW

CORPI VALVOLA

BODY VALVES

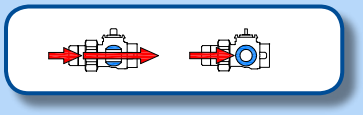

2 VIE ATTACCHI FEMMINA - BOCCHETTONE
2-WAYS VALVES FEMALE-PIPE UNION CONNECTIONS

Ø	DN	Kv	PN	CODICE *CODE*	PREZZO *PRICE*
1/2"	15	10,3	16	232FB	
3/4"	15	10,3		202FB	
1"	20	18,0		212FB	

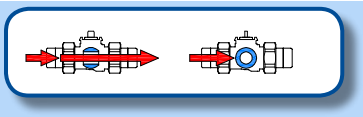

2 VIE ATTACCHI A BOCCHETTONE
2-WAYS VALVES PIPE UNION CONNECTIONS

1/2"	15	10,3	16	232B	
3/4"	15	10,3		202B	
1"	20	18,0		212B	

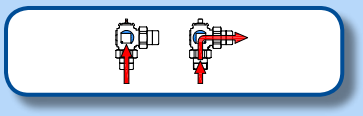

2 VIE A SQUADRA ATTACCHI FEMMINA - BOCCHETTONE
2-WAYS SQUARE VALVES FEMALE-PIPE UNION CONNECTIONS

1/2"	15	3,8	16	23SFB	
3/4"	15	3,8		20SFB	
1"	20	4,4		21SFB	

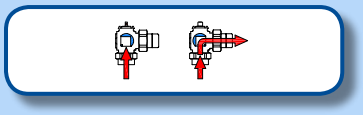

2 VIE A SQUADRA ATTACCHI A BOCCHETTONE
2-WAYS SQUARE VALVES PIPE UNION CONNECTIONS

1/2"	15	3,8	16	23SB	
3/4"	15	3,8		20SB	
1"	20	4,4		21SB	

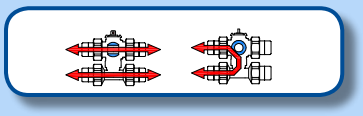

4 VIE INTERASSE RIDOTTO PER UNITA' FAN COIL ATTACCHI MASCHIO
4-WAYS REDUCED CTC DISTANCE FOR FAN COIL UNITS MALE ATT.

3/4"	**Interasse telescopico 38-41mm.** *Telescopic CTC Distance*	1,0 / 0,7	16	204M0	
		1,6 / 1,1		204M1	
		2,5 / 1,8		204M2	
		4,0 / 2,2		204M4	

CORPI VALVOLA

BODY VALVES

NOVITA' NEW

Ø	DN	Kv	PN	CODICE *CODE*	PREZZO *PRICE*

3 VIE A 3 FORI ATTACCHI FEMMINA - BOCCHETTONE
3-WAYS "T" BORED VALVES FEMALE-PIPE-UNION CONNECTIONS

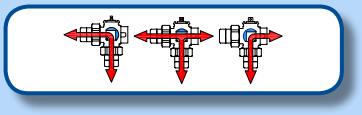

1/2"	15	5,6	16	**233FB**	
3/4"	15	5,6		**203FB**	
1"	20	10,9		**213FB**	

3 VIE A 3 FORI ATTACCHI A BOCCHETTONE
3-WAYS "T" BORED VALVES PIPE-UNION CONNECTIONS

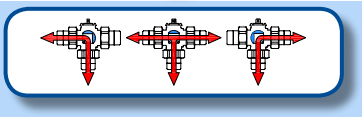

1/2"	15	5,6	16	**233B**	
3/4"	15	5,6		**203B**	
1"	20	10,9		**213B**	

3 VIE DEVIATRICI LATERALI ATTACCHI FEMMINA - BOCCHETTONE
3-WAYS LATERAL DIVERT. VALVES FEMALE-PIPE-UNION CONNECTIONS



1/2"	15	10,3 / 3,5	16	**233FBL**	
3/4"	15	10,3 / 3,5		**203FBL**	
1"	20	18,0 / 4,2		**213FBL**	

3 VIE DEVIATRICI LATERALI ATTACCHI A BOCCHETTONE
3-WAYS LATERAL DIVERTING VALVES PIPE-UNION CONNECTIONS

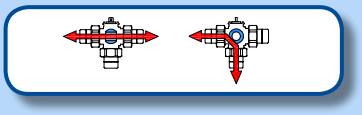

1/2"	15	10,3 / 3,5	16	**233BL**	
3/4"	15	10,3 / 3,5		**203BL**	
1"	20	18,0 / 4,2		**213BL**	

4 VIE CON BY-PASS - INTERASSE TELESCOPICO
4-WAYS BY PASS VALVES - TELESCOPIC CTC DISTANCE



3/4"	Interasse *CTC Distance* **48-60mm.**	10,3 / 1,0	16	**204B**	
1"	Interasse *CTC Distance* **52-60mm.**	18,0 / 1,1		**214B**	

NOVITA' NEW

PRODUZIONE ACS CON DUE FONTI DI CALORE

DHW INTEGRATION KIT



ALIMENTAZIONE *SUPPLY VOLTAGE*	Ø	Kv	CODICE *CODE*	PREZZO *PRICE*
KIT INTEGRAZIONE IMPIANTO SOLARE E CALDAIA MOTORIZZATO *SOLAR CIRCUIT & BOILER INTEGRATION KIT WITH MOTORIZED VALVE*				
230 Vac	3/4"	2,7 m^3/h	**KSCM-S**	

Centralina Digitale CS1CN con sonda inclusa

Digital Control Unit CS1CN with sensor included.

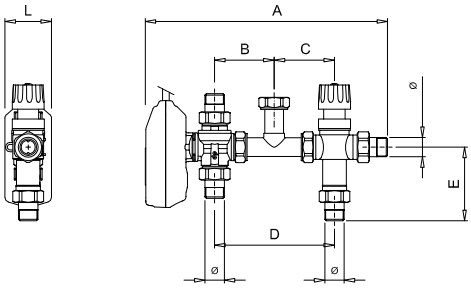

Ø	A	B	C	D	E	L
3/4"	274	65	70	135	79	50

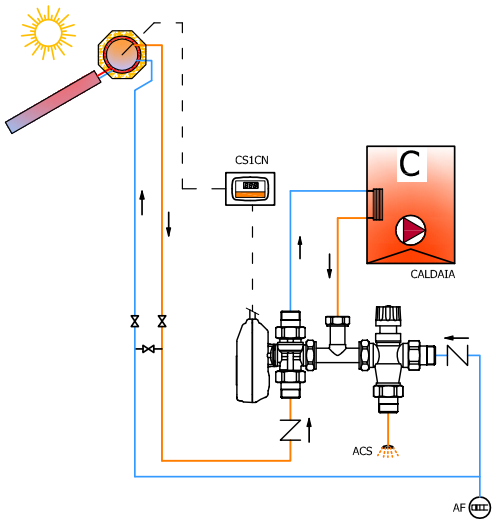

ALIMENTAZIONE *SUPPY VOLTAGE*	COMANDO *CONTROL TYPE*	CODICE *CODE*	PREZZO *PRICE*
KIT DUE ATTUATORI NA + NC PER PRODUZIONE ACS CON DUE FONTI DI CALORE *SET INCLUDING TWO ACTUATORS (NO-NC) FOR DHW PRODUCTION WITH TWO HEAT SOURCES*			
230 Vac	A 2 fili *2-wires control*	**NCNA-S**	

Senza contatto ausiliario - Without auxiliary switch

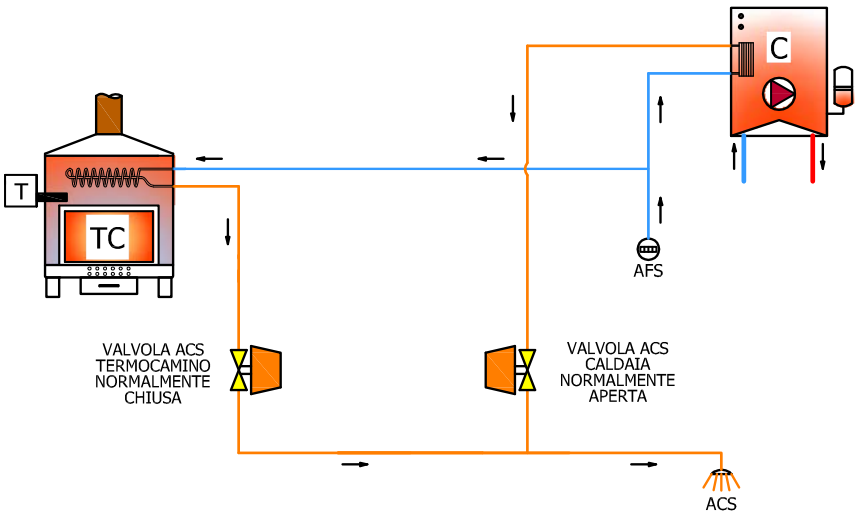

All'intervento del termostato le valvole iniziano congiuntamente a ruotare le sfere verso posizioni contrapposte: l'attuatore **normalmente chiuso cod. R2A** ruota la sfera verso la posizione di completa apertura della valvola mentre l'attuatore **normalmente aperto cod. R2AA** ruota la sfera verso la posizione di completa chiusura della valvola

*If thermostat is ON these two actuators rotate simultaneously towards opposite end positions: **normally closed** actuator **code R2A** rotates to open position while **normally open** actuator **code R2AA** rotates to valve closing position*

SERVOMOTORI comando a 3 FILI

3-WIRES control ACTUATORS

NOVITA' NEW

PROTEZIONE *IP RATING*	APERTURA *OPENING*	ALIMENTAZIONE *VOLTAGE*	*Cont. AUX. Aux. switch*	CODICE *CODE*	PREZZO *PRICE*
IP54	12" x 90°	**230 Vac**	1 micro aux. *1 aux. switch*	**M2B**	
		24 Vac	1 micro aux. *1 aux. switch*	**M2C**	

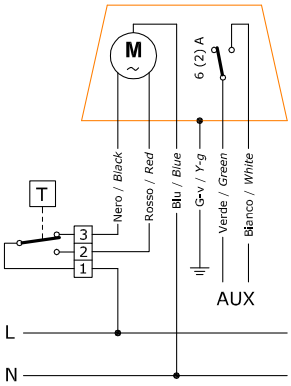

I servomotori con comando a 3 fili non possono essere collegati in parallelo ad un unico termostato / controllo

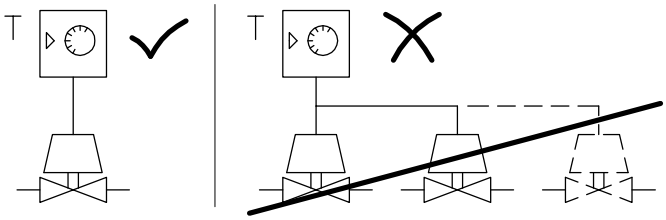

3-wires actuators cannot be connected in parallel to a single room thermostat / control unit

SERVOMOTORI comando a 2 FILI

2-WIRES control ACTUATORS

PROTEZIONE *IP RATING*	APERTURA *OPENING*	ALIMENTAZIONE *VOLTAGE*	*Cont. AUX. Aux. switch*	CODICE *CODE*	PREZZO *PRICE*
IP54	12" x 90°	**230 Vac**	1 micro aux. *1 aux. switch*	**R2B**	
		24 Vac	1 micro aux. *1 aux. switch*	**R2C**	

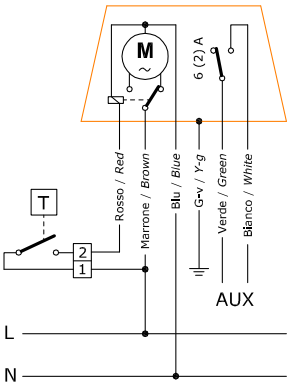

I servomotori con comando a 2 fili possono essere collegati in parallelo ad un unico termostato / controllo

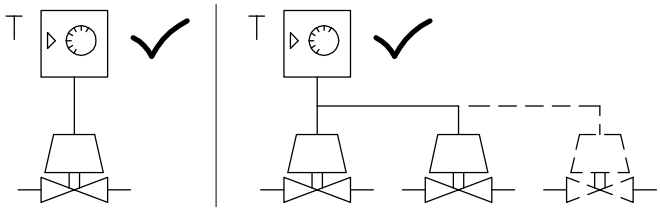

2-wires actuators can be connected in parallel to a single room thermostat / control unit

COLLEGAMENTO INDICATIVO DI UNO O PIU' CONTATTI AUSILIARI AL TERMOSTATO CALDAIA

INDICATIVE CONNECTION OF ONE OR MORE AUXILIARY SWITCHES TO A BOILER THERMOSTAT

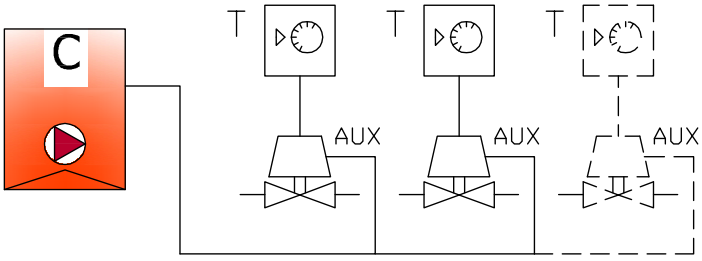

de pala

Italian OEM Technology

2° gruppo: SFERA

BALL VALVES

NOVITA' - *NEWS*

Valvole Motorizzate da Ø1"1/2 e Servocomandi a 8 sec.

Ø1"1/2 Motorized Valves & 8 sec. Actuators

VALVOLE A SFERA MOTORIZZATE

ATTACCHI FEMMINA / MASCHIO / BOCCHETTONE : Ø 1/2" - 3/4" - 1" - 1" 1/4 - 1"1/2

ATTACCHI A COMPRESSIONE *Irish Strd.* Ø 1/2" - 3/4" - 1" o *British Strd.* Ø 15 - 16 - 18 - 22 - 28

MOTORIZED BALL VALVES

FEMALE - MALE - PIPE-UNIONS ATTACHMENTS : Diameter Ø 1/2" - 3/4" - 1" - 1" 1/4 - 1"1/2

COMPRESSION FITTINGS : Irish Strd. Ø 1/2" - 3/4" - 1" or British Strd. Ø 15 - 16 - 18 - 22 - 28

CARATTERISTICHE TECNICHE VALVOLE A SFERA MOTORIZZATE

TECHNICAL FEATURES MOTORIZED BALL VALVES

Corpo valvola : Ottone CW617N (UNI 12165)
Sfera : Ottone CW617N (UNI 12165) Nichelata-Cromata
Sedi Sfera : PTFE più O-RING in EPDM
Asta : Ottone CW614N (UNI 12164) con doppio O-RING in EPDM ed anello di tenuta in PTFE
Pressione massima di esercizio : 16 bar
Pressione differenziale massima : Δp = 6 bar
Temperatura di esercizio del fluido : 0 °C + 110 °C
Fluido utilizzabile : Acqua, acqua glicolata o liquidi compatibili con tenute in PTFE ed EPDM
Perdite di carico : pressochè nulle (PASSAGGIO TOTALE)
Innesto rapido a baionetta
SERVOMOTORI ACCOPPIATI: Tempi di apertura / chiusura: 8" - 15" - 30" - 60" - 120"
Tensioni disponibili: 230VAC - 24VAC - (serie speciali 110VAC - 12Vcc - 24Vcc)
Tipo di comando: a due fili (con relè incorporato) / a tre fili in deviazione
Versioni con e senza contatto ausiliario
Grado di protezione elettrica: IP54



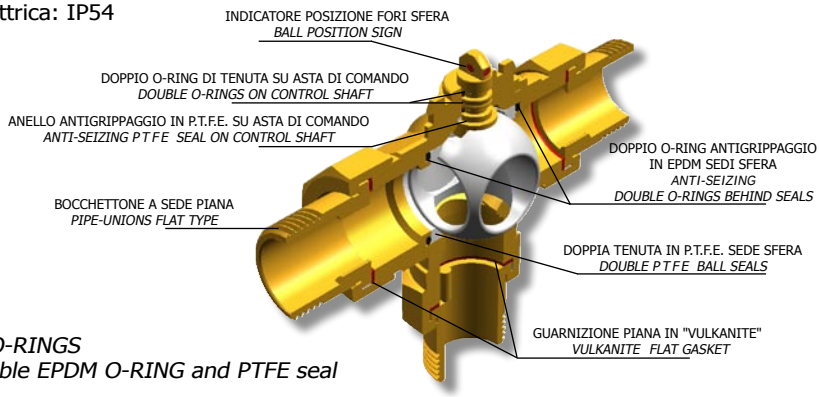

Valve body : BRASS CW617N (UNI 12165)
Ball : BRASS CW617N (nickel-chromium plated)
SEALS on the ball and on the rod : PTFE and EPDM O-RINGS
Rod : DRAWN BRASS CW614N (UNI 12164) with double EPDM O-RING and PTFE seal
Nominal operating pressure : 16 bar
Maximum differential operating pressure : Δp 6 bar
Fluid temperature field : FROM 0 °C TO 110 °C
Utilisable fluids : WATER; WATER with GLYCOL or Fluids which are compatible with PTFE and EPDM rubber
Load loss : no effect (TOTAL FLOW TYPE)
Quick release bayonet coupling system
COUPLED SERVOMOTORS: Opening / closing time: 8" - 15" - 30" - 60" - 120"
Supply Voltage: 230VAC - 24VAC - (SPECIAL TYPE : 110VAC - 12VDC - 24VDC)
Control type: 2 wires (relay inside) / 3 wires
Auxiliary switch version available
Electric protection level: IP54

INGOMBRI VALVOLE E MOTORI
OVERALL DIMENSIONS VALVES & ACTUATORS

F & B: diam. filetto attacco Femmina, Bocchettone e Femmina-bocchetone
F & B: *Female, Female pipe-unions and pipe-unions thread connection diameter*
M: diam. filetto maschio
M: *Male thread diameter*
DN: Diametro nominale foro sfera
DN: *Nominal diameter bore*
HW: quota "H" per attuatori tipo "W"
HW: dimension "H" of "W" actuators type

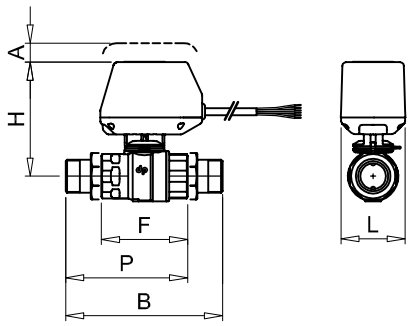

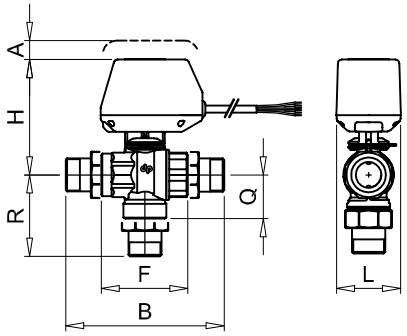

F & B	M	DN	H	HW	A min.	F	P	B	L	H	HW	A min.	F	B	Q	R	L
1/2"	3/4"	15	110	117	20	77	105	131	64	110	117	20	76	130	38	65	64
3/4"	1"	20					108	139						136		68	
1"	1" 1/4	25	115	122		87	121	156		115	122		86	155	43	78	
1" 1/4	1" 1/2	32	120	127		94	133	172		120	127		94	172	47	86	
1"1/2	-	40	128	135		108	151	193	72	128	135		108	193	60	102	72

VALVOLE A SFERA MOTORIZZATE 2 VIE
MOTORIZED BALL VALVES -WAYS

Passaggio Totale > On-Off
Total Flow > On-Off

Stesso servomotore per valvole da DN15 fino a DN40
One single actuator from DN15 up to DN40 valves

CORPI VALVOLA - *BODY VALVES*	Attacchi *Attachments*	Kv (m³/h)	Ø	**Codice** ***Code***	**Prezzo €** ***Price €***
Depliant A100/08	Femmina *Female*	12,5	1/2"	**632 F**	
		15,6	3/4"	**602 F**	
		31,3	1"	**612 F**	
		50,0	1" 1/4	**622 F**	
		98,0	1"1/2	**642 F**	
	Maschio *Male*	12,5	3/4"	**602 M**	
		15,6	1"	**612 M**	
		31,3	1" 1/4	**622 M**	
		50,0	1" 1/2	**642 M**	
	Femmina / Bocchettone *Female / Pipe-unions*	12,2	1/2"	**632FB**	
		15,1	3/4"	**602FB**	
		30,6	1"	**612FB**	
		49,1	1" 1/4	**622FB**	
		96,0	1"1/2	**642FB**	
	Bocchettone *Pipe-unions*	12,0	1/2"	**632 B**	
		14,9	3/4"	**602 B**	
		30,0	1"	**612 B**	
		48,2	1" 1/4	**622 B**	
		94,1	1"1/2	**642 B**	

ATTACCHI A COMPRESSIONE
COMPRESSON FITTINGS

Depliant A101/08

STANDARD INGLESI e IRLANDESI
BRITISH and IRISH STANDARDS

a compressione, con ogiva in ottone per tubo rame
compression fitting with Brass Ring for copper pipes

BRITISH STANDARD			
11,0	15	**632 BE**	
12,0	16	**602 BE**	
13,0	18	**642 BE**	
14,9	22	**612 BE**	
30,0	28	**622 BE**	

IRISH STANDARD			
12,0	1/2"	**632 BI**	
14,9	3/4"	**602 BI**	
30,0	1"	**612 BI**	

ACCESSORI - *OPTIONAL*

Accessorio ***Optional***	**Ø**	**Codice** ***Code***	**Prezzo €** ***Price €***
Maniglia per azionamento manuale *Handle for manual valve drive*	1/2" - 1"1/2	**HM2**	
Guscio di coibentazione in polietilene reticolato espanso *Cross-linked polyethylene closed-cell insulating shell*	1/2" - 3/4"	**GC02**	
	1"	**GC12**	
	1"1/4	**GC22**	
	1"1/2	**GC42**	

Accoppiabile con motore disinnestato
To be connected to the valve without actuator



SERVOMOTORI ABBINATI
COUPLED ACTUATORS

Con o senza Micro Ausiliario
With or without Auxiliary Switch

Tempi di manovra
Opening/closing time
60" - 30" - 15" - 8"

Rotazione Unidirezionale
Unidirectional rotation

PER ATTUATORI CON CARATTERISTICHE PARTICOLARI (DOPPIO C. AUSILIARIO, LED INDICATORI DI POSIZIONE, PROTEZIONE IP65, ECC) VEDERE A PAG. 49 GRUPPO FRIGO.

GO TO PAGE 49 FOR ACTUATORS WITH SPECIAL FEATURES SUCH AS DOUBLE AUX. SWITCH, LED POSITION LIGHTS, IP65 PROTECTION. CONTACT US DIRECTLY FOR NON STANDARD PRODUCTS..

CORRENTE ALTERNATA 230Vca - 24Vca
ALTERNATIVE CURRENT 230Vac - 24 Vac

Controllo *Control*	C. Aux. *Aux. switch*	Alimentaz. *Supply*	Tempi *On/Off*	**Codice** ***Code***	**Prezzo €** ***Price €***
Comando a 3 FILI (*) *3-WIRES Control*	Senza *No aux. switch*	230V	60"	**M6A2**	
		24V		**M6S2**	
		230V	30"	**M6A2V**	
		24V		**M6S2V**	
		230V	15"	**M6A2W**	
		24V		**M6S2W**	
		230V	8"	**M6A2X**	
		24V		**M6S2X**	
	1 micro aux. *1 aux. switch*	230V	60"	**M6B2**	
		24V		**M6C2**	
		230V	30"	**M6B2V**	
		24V		**M6C2V**	
		230V	15"	**M6B2W**	
		24V		**M6C2W**	
		230V	8"	**M6B2X**	
		24V		**M6C2X**	
Comando a 2 FILI (**) *2-WIRES Control*	Senza *No aux. switch*	230V	60"	**R6A2**	
		24V		**R6S2**	
		230V	30"	**R6A2V**	
		24V		**R6S2V**	
		230V	15"	**R6A2W**	
		24V		**R6S2W**	
		230V	8"	**R6A2X**	
		24V		**R6S2X**	
	1 micro aux. *1 aux. switch*	230V	60"	**R6B2**	
		24V		**R6C2**	
		230V	30"	**R6B2V**	
		24V		**R6C2V**	
		230V	15"	**R6B2W**	
		24V		**R6C2W**	
		230V	8"	**R6B2X**	
		24V		**R6C2X**	

(*) = per il comando di 1 solo servomotore con 1 termostato - (**) = per il comando di più servomotori con 1 solo termostato

Comando a 3 fili: cavo bianco (1 c.aux) o nero (senza c.aux.)

3-wires control: white cable (with aux. switch) or black cable (no aux. switch)

Comando a 2 fili: cavo colore grigio

2-wires control: grey cable

Depliant A500/08

CORRENTE CONTINUA 24Vcc - 12Vcc
DIRECT CURRENT 24Vdc - 12 Vdc

Controllo *Control*	Auxiliary *Microswitch*	Alimentaz. *Supply*	Tempi *On/Off*	**Codice** ***Code***	**Prezzo €** ***Price €***
Comando a 3 FILI *3-WIRES Control*	senza *no aux.switch*	12V	25"	**M6A2C 12VCC**	
		24V	50"	**M6A2C 24VCC**	
	1 micro aux. *1 aux. switch*	12V	25"	**M6B2C 12VCC**	
		24V	50"	**M6B2C 24VCC**	

Comando a 3 fili: cavo bianco (1 c.aux) o nero (senza c.aux.)

3-wires control: white cable (with aux. switch) or black cable (no aux. switch)

KIT 2 SERVOMOTORI NA+NC per PRODUZIONE ACS
KIT 2 ACTUATORS NO+NC for DHW PRODUCTION

Comando a 2 FILI *2-WIRES Control*	senza *no aux.switch*	230V	60"	**NCNA-A**	
	1 micro aux. *1 aux. switch*			**NCNA-B**	

VALVOLE A SFERA MOTORIZZATE
MOTORIZED BALL VALVES

3 VIE DEVIATRICI A **2 FORI**
*-WAYS **"L" BORED** BALL*

Passaggio Totale > On-Off
Total Flow > On-Off

Stesso servomotore per valvole da DN15 fino a DN32
One single actuator from DN15 up to DN32 valves

CORPI VALVOLA - *BODY VALVES*	Attacchi *Attachments*	Kv (m³/h)	Ø	**Codice** ***Code***	**Prezzo €** ***Price €***
Depliant A200/08	Femmina *Female*	5,5	1/2"	**633 F**	
		6,3	3/4"	**603 F**	
		12,9	1"	**613 F**	
		20,8	1" 1/4	**623 F**	
	Maschio *Male*	5,5	3/4"	**603 M**	
		6,3	1"	**613 M**	
		12,9	1" 1/4	**623 M**	
		20,8	1" 1/2	**643 M**	
	Bocchettone *Pipe-unions*	5,0	1/2"	**633 B**	
		5,7	3/4"	**603 B**	
		11,2	1"	**613 B**	
		19,0	1" 1/4	**623 B**	

ATTACCHI A COMPRESSIONE *COMPRESSON FITTINGS*					
Depliant A201/08	a compressione, con ogiva in ottone per tubo rame *compression fitting with Brass Ring for copper pipes*	**BRITISH STANDARD**			
		4,8	15	**633 BE**	
		5,0	16	**603 BE**	
		5,3	18	**643 BE**	
		5,7	22	**613 BE**	
		11,2	28	**623 BE**	
		IRISH STANDARD			
		5,0	1/2"	**633 BI**	
		5,7	3/4"	**603 BI**	
		11,2	1"	**613 BI**	

STANDARD INGLESI e IRLANDESI
BRITISH and IRISH STANDARDS

ACCESSORI - *OPTIONAL*

Accessorio ***Optional***	**Ø**	**Codice** ***Code***	**Prezzo €** ***Price €***
Maniglia per azionamento manuale *Handle for manual valve drive*	1/2" - 1"1/4	**HM3D**	**14,30**
Guscio di coibentazione in polietilene reticolato espanso *Cross-inked polyethylene closed-cell insulating shell*	1/2" - 3/4"	**GC03**	**16,80**
	1"	**GC13**	**18,60**
	1"1/4	**GC23**	**18,60**

Accoppiabile con motore disinnestato
To be connected to the valve without actuator



SERVOMOTORI ABBINATI
COUPLED ACTUATORS

Con o senza Micro Ausiliario
With or without Auxiliary Switch

Tempi di manovra
Opening/closing time
120" - 60" - 30" - 16"

180° Rotazione Unidirezionale
Unidirectional rotation

PER ATTUATORI CON CARATTERISTICHE PARTICOLARI (DOPPIO C. AUSILIARIO, LED INDICATORI DI POSIZIONE, PROTEZIONE IP65, ECC) VEDERE A PAG. 49 GRUPPO FRIGO.

GO TO PAGE 49 FOR ACTUATORS WITH SPECIAL FEATURES SUCH AS DOUBLE AUX. SWITCH, LED POSITION LIGHTS, IP65 PROTECTION. CONTACT US DIRECTLY FOR NON STANDARD PRODUCTS..

CORRENTE ALTERNATA 230Vca - 24Vca
ALTERNATIVE CURRENT 230Vac - 24 Vac

Controllo *Control*	C. Aux. *Aux. switch*	Alimentaz. *Supply*	Tempi *On/Off*	**Codice** ***Code***	**Prezzo €** ***Price €***
Comando a 3 FILI (*) *3-WIRES Control*	Senza *No aux. switch*	230V	120"	**M6A3L**	
		24V		**M6S3L**	
		230V	60"	**M6A3**	
		24V		**M6S3**	
		230V	30"	**M6A3W**	
		24V		**M6S3W**	
		230V	16"	**M6A3X**	
		24V		**M6S3X**	
	1 micro aux. *1 aux. switch*	230V	120"	**M6B3L**	
		24V		**M6C3L**	
		230V	60"	**M6B3**	
		24V		**M6C3**	
		230V	30"	**M6B3W**	
		24V		**M6C3W**	
		230V	16"	**M6B3X**	
		24V		**M6C3X**	
Comando a 2 FILI (**) *2-WIRES Control*	Senza *No aux. switch*	230V	120"	**R6A3L**	
		24V		**R6S3L**	
		230V	60"	**R6A3**	
		24V		**R6S3**	
		230V	30"	**R6A3W**	
		24V		**R6S3W**	
		230V	16"	**R6A3X**	
		24V		**R6S3X**	
	1 micro aux. *1 aux. switch*	230V	120"	**R6B3L**	
		24V		**R6C3L**	
		230V	60"	**R6B3**	
		24V		**R6C3**	
		230V	30"	**R6B3W**	
		24V		**R6C3W**	
		230V	16"	**R6B3X**	
		24V		**R6C3X**	

(*) = per il comando di 1 solo servomotore con 1 termostato - (**) = per il comando di più servomotori con 1 solo termostato

Comando a 3 fili: cavo bianco (1 c.aux) o nero (senza c.aux.)

3-wires control: white cable (with aux. switch) or black cable (no aux. switch)

Comando a 2 fili: cavo colore grigio

2-wires control: grey cable

Depliant A510/08

CORRENTE CONTINUA 24Vcc - 12Vcc
DIRECT CURRENT 24Vdc - 12 Vdc

Controllo *Control*	Auxiliary *Microswitch*	Alimentaz. *Supply*	Tempi *On/Off*	**Codice** ***Code***	**Prezzo €** ***Price €***
Comando a 3 FILI *3-WIRES Control*	senza *no aux.switch*	12V	50"	**M6A3C 12VCC**	
		24V	100"	**M6A3C 24VCC**	
	1 micro aux. *1 aux. switch*	12V	50"	**M6B3C 12VCC**	
		24V	100"	**M6B3C 24VCC**	

Comando a 3 fili: cavo bianco (1 c.aux) o nero (senza c.aux.)

3-wires control: white cable (with aux. switch) or black cable (no aux. switch)

SERVOMOTORI CON DOPPIO C.AUX. ON-OFF
DOUBLE AUXILIARY SWITCH SPST ACTUATORS

Comando a 3 FILI *3-WIRES Control*	AP e CHf *NO & NC*	230V	60"	**M6X3**	
		24V		**M6Y3**	
	AP e CH con LED *NO&NC with LED*	230V		**M6X3LE**	
		24V		**M6Y3LE**	

VALVOLE A SFERA MOTORIZZATE
MOTORIZED BALL VALVES

3 VIE DEVIATRICI A **3 FORI**
*-WAYS **"T" BORED** BALL*

Passaggio Totale > On-Off
Total Flow > On-Off

Stesso servomotore per valvole da DN15 fino a DN40
One single actuator from DN15 up to DN40 valves

CORPI VALVOLA - *BODY VALVES*	Attacchi *Attachments*	Kv (m³/h)	Ø	**Codice** ***Code***	**Prezzo €** ***Price €***
Depliant A210/08	Femmina *Female*	5,5	1/2"	**633 T**	
		6,3	3/4"	**603 T**	
		12,9	1"	**613 T**	
		20,8	1" 1/4	**623 T**	
		28,0	1"1/2	**643 T**	
	Maschio *Male*	5,5	3/4"	**603 V**	
		6,3	1"	**613 V**	
		12,9	1" 1/4	**623 V**	
		20,8	1" 1/2	**643 V**	
	Bocchettone *Pipe-unions*	5,0	1/2"	**633 U**	
		5,7	3/4"	**603 U**	
		11,2	1"	**613 U**	
		19,0	1" 1/4	**623 U**	
		25,5	1"1/2	**643 U**	
ATTACCHI A COMPRESSIONE *COMPRESSON FITTINGS* Depliant A201/08	a compressione, con ogiva in ottone per tubo rame *compression fitting with Brass Ring for copper pipes*	**BRITISH STANDARD**			
		4,8	15	**633 UE**	
		5,0	16	**603 UE**	
		5,3	18	**643 UE**	
		5,7	22	**613 UE**	
		11,2	28	**623 UE**	
		5,7	22 (*)	**613 UC**	
		IRISH STANDARD			
		5,0	1/2"	**633 UI**	
		5,7	3/4"	**603 UI**	
		11,2	1"	**613 UI**	

STANDARD INGLESI e IRLANDESI
BRITISH and IRISH STANDARDS

ACCESSORI - *OPTIONAL*

Accessorio ***Optional***	**Ø**	**Codice** ***Code***	**Prezzo €** ***Price €***
Maniglia per azionamento manuale *Handle for manual valve drive*	1/2" - 1"1/2	**HM3M**	
Guscio di coibentazione in polietilene reticolato espanso *Cross-inked polyethylene closed-cell insulating shell*	1/2" - 3/4"	**GC03**	
	1"	**GC13**	
	1"1/4	**GC23**	
	1"1/2	**GC43**	

Accoppiabile con motore disinnestato
To be connected to the valve without actuator



SERVOMOTORI ABBINATI
COUPLED ACTUATORS

Con o senza Micro Ausiliario
With or without Auxiliary Switch

Tempi di manovra
Opening/closing time
60" - 30" - 15" - 8"

Rotazione Bidirezionale
Bidirectional rotation

PER ATTUATORI CON CARATTERISTICHE PARTICOLARI (DOPPIO C. AUSILIARIO, LED INDICATORI DI POSIZIONE, PROTEZIONE IP65, ECC) VEDERE A PAG. 49 GRUPPO FRIGO.

GO TO PAGE 49 FOR ACTUATORS WITH SPECIAL FEATURES SUCH AS DOUBLE AUX. SWITCH, LED POSITION LIGHTS, IP65 PROTECTION. CONTACT US DIRECTLY FOR NON STANDARD PRODUCTS..

CORRENTE ALTERNATA 230Vca - 24Vca
ALTERNATIVE CURRENT 230Vac - 24 Vac

Controllo *Control*	C. Aux. *Aux. switch*	Alimentaz. *Supply*	Tempi *On/Off*	**Codice** ***Code***	**Prezzo €** ***Price €***
Comando a 3 FILI (*) *3-WIRES Control*	Senza *No aux. switch*	230V	60"	**M7A3**	
		24V		**M7S3**	
		230V	30"	**M7A3V**	
		24V		**M7S3V**	
		230V	15"	**M7A3W**	
		24V		**M7S3W**	
		230V	8"	**M7A3X**	
		24V		**M7S3X**	
	1 micro aux. *1 aux. switch*	230V	60"	**M7B3**	
		24V		**M7C3**	
		230V	30"	**M7B3V**	
		24V		**M7C3V**	
		230V	15"	**M7B3W**	
		24V		**M7C3W**	
		230V	8"	**M7B3X**	
		24V		**M7C3X**	
Comando a 2 FILI (**) *2-WIRES Control*	Senza *No aux. switch*	230V	60"	**R7A3**	
		24V		**R7S3**	
		230V	30"	**R7A3V**	
		24V		**R7S3V**	
		230V	15"	**R7A3W**	
		24V		**R7S3W**	
		230V	8"	**R7A3X**	
		24V		**R7S3X**	
	1 micro aux. *1 aux. switch*	230V	60"	**R7B3**	
		24V		**R7C3**	
		230V	30"	**R7B3V**	
		24V		**R7C3V**	
		230V	15"	**R7B3W**	
		24V		**R7C3W**	
		230V	8"	**R7B3X**	
		24V		**R7C3X**	

(*) = per il comando di 1 solo servomotore con 1 termostato - (**) = per il comando di più servomotori con 1 solo termostato

Comando a 3 fili: cavo bianco (1 c.aux) o nero (senza c.aux.)

3-wires control: white cable (with aux. switch) or black cable (no aux. switch)

Comando a 2 fili: cavo colore grigio

2-wires control: grey cable

Depliant A520/08

CORRENTE CONTINUA 24Vcc - 12Vcc
DIRECT CURRENT 24Vdc - 12 Vdc

Controllo *Control*	Auxiliary *Microswitch*	Alimentaz. *Supply*	Tempi *On/Off*	**Codice** ***Code***	**Prezzo €** ***Price €***
Comando a 3 FILI *3-WIRES Control*	senza *no aux.switch*	12V	25"	**M7A3C 12VCC**	
		24V	50"	**M7A3C 24VCC**	
	1 micro aux. *1 aux. switch*	12V	25"	**M7B3C 12VCC**	
		24V	50"	**M7B3C 24VCC**	

Comando a 3 fili: cavo bianco (1 c.aux) o nero (senza c.aux.)

3-wires control: white cable (with aux. switch) or black cable (no aux. switch)

SERVOMOTORI CON DOPPIO C.AUX. ON-OFF
DOUBLE AUXILIARY SWITCH SPST ACTUATORS

Comando a 3 FILI *3-WIRES Control*	AP e CHf *NO & NC*	230V	60"	**M7X3**	
		24V		**M7Y3**	
	AP e CH con LED *NO&NC with LED*	230V		**M7X3LE**	
		24V		**M7Y3LE**	

VALVOLE A SFERA MOTORIZZATE
MOTORIZED BALL VALVES

3 VIE DEVIATRICI **LATERALI**
*-WAYS **LATERAL** DEVIATING*

Deviazione Laterale > On-Off
Lateral Deviating > On-Off

Stesso servomotore per valvole da DN15 fino a DN40
One single actuator from DN15 up to DN40 valves

CORPI VALVOLA - *BODY VALVES*	Attacchi *Attachments*	Kv (m³/h)	Ø	**Codice** ***Code***	**Prezzo €** ***Price €***
Depliant A220/08	Femmina *Female*	7,1 / 5,5	1/2"	**633 FL**	
		7,5 / 5,5	3/4"	**603 FL**	
		26,0 / 6,5	1"	**613 FL**	
		50,0 / 7,3	1" 1/4	**623 FL**	
		98,0 / 11,3	1"1/2	**643 FL**	
	Maschio *Male*	7,1 / 5,5	3/4"	**603 ML**	
		7,5 / 5,5	1"	**613 ML**	
		26,0 / 6,5	1" 1/4	**623 ML**	
		50,0 / 7,3	1" 1/2	**643 ML**	
	Bocchettone *Pipe-unions*	6,8 / 5,2	1/2"	**633 BL**	
		7,2 / 5,2	3/4"	**603 BL**	
		24,8 / 6,2	1"	**613 BL**	
		48,2 / 7,1	1" 1/4	**623 BL**	
		94,1 / 10,9	1"1/2	**643 BL**	
ATTACCHI A COMPRESSIONE *COMPRESSON FITTINGS* Depliant A221/08	a compressione, con ogiva in ottone per tubo rame *compression fitting with Brass Ring for copper pipes*	**BRITISH STANDARD**			
		4,0	15	**633 LE**	
		5,0	16	**603 LE**	
		5,3	18	**643 LE**	
		5,7	22	**613 LE**	
		11,2	28	**623 LE**	
		IRISH STANDARD			
		5,0	1/2"	**633 LI**	
		5,7	3/4"	**603 LI**	
		11,2	1"	**613 LI**	

STANDARD INGLESI e IRLANDESI
BRITISH and IRISH STANDARDS

ACCESSORI - *OPTIONAL*

Accessorio ***Optional***	**Ø**	**Codice** ***Code***	**Prezzo €** ***Price €***
Maniglia per azionamento manuale *Handle for manual valve drive*	1/2" - 1"1/2	**HM3M**	
Guscio di coibentazione in polietilene reticolato espanso *Cross-inked polyethylene closed-cell insulating shell*	1/2" - 3/4"	**GC03**	
	1"	**GC13**	
	1"1/4	**GC23**	
	1"1/2	**GC43**	

Accoppiabile con motore disinnestato
To be connected to the valve without actuator

SERVOMOTORI ABBINATI
COUPLED ACTUATORS

Con o senza Micro Ausiliario
With or without Auxiliary Switch

Tempi di manovra
Opening/closing time
60" - 30" - 15" - 8"

Rotazione Bidirezionale
Bidirectional rotation

PER ATTUATORI CON CARATTERISTICHE PARTICOLARI (DOPPIO C. AUSILIARIO, LED INDICATORI DI POSIZIONE, PROTEZIONE IP65, ECC) VEDERE A PAG. 49 GRUPPO FRIGO.

GO TO PAGE 49 FOR ACTUATORS WITH SPECIAL FEATURES SUCH AS DOUBLE AUX. SWITCH, LED POSITION LIGHTS, IP65 PROTECTION. CONTACT US DIRECTLY FOR NON STANDARD PRODUCTS..

CORRENTE ALTERNATA 230Vca - 24Vca
ALTERNATIVE CURRENT 230Vac - 24 Vac

Controllo *Control*	C. Aux. *Aux. switch*	Alimentaz. *Supply*	Tempi *On/Off*	**Codice** ***Code***	**Prezzo €** ***Price €***
Comando a 3 FILI (*) *3-WIRES Control*	Senza *No aux. switch*	230V	60"	**M7A3**	
		24V		**M7S3**	
		230V	30"	**M7A3V**	
		24V		**M7S3V**	
		230V	15"	**M7A3W**	
		24V		**M7S3W**	
		230V	8"	**M7A3X**	
		24V		**M7S3X**	
	1 micro aux. *1 aux. switch*	230V	60"	**M7B3**	
		24V		**M7C3**	
		230V	30"	**M7B3V**	
		24V		**M7C3V**	
		230V	15"	**M7B3W**	
		24V		**M7C3W**	
		230V	8"	**M7B3X**	
		24V		**M7C3X**	
Comando a 2 FILI (**) *2-WIRES Control*	Senza *No aux. switch*	230V	60"	**R7A3**	
		24V		**R7S3**	
		230V	30"	**R7A3V**	
		24V		**R7S3V**	
		230V	15"	**R7A3W**	
		24V		**R7S3W**	
		230V	8"	**R7A3X**	
		24V		**R7S3X**	
	1 micro aux. *1 aux. switch*	230V	60"	**R7B3**	
		24V		**R7C3**	
		230V	30"	**R7B3V**	
		24V		**R7C3V**	
		230V	15"	**R7B3W**	
		24V		**R7C3W**	
		230V	8"	**R7B3X**	
		24V		**R7C3X**	

(*) = per il comando di 1 solo servomotore con 1 termostato - (**) = per il comando di più servomotori con 1 solo termostato

Comando a 3 fili: cavo bianco (1 c.aux) o nero (senza c.aux.)

3-wires control: white cable (with aux. switch) or black cable (no aux. switch)

Comando a 2 fili: cavo colore grigio

2-wires control: grey cable

Depliant A520/08

CORRENTE CONTINUA 24Vcc - 12Vcc
DIRECT CURRENT 24Vdc - 12 Vdc

Controllo *Control*	Auxiliary *Microswitch*	Alimentaz. *Supply*	Tempi *On/Off*	**Codice** ***Code***	**Prezzo €** ***Price €***
Comando a 3 FILI *3-WIRES Control*	senza *no aux.switch*	12V	25"	**M7A3C 12VCC**	
		24V	50"	**M7A3C 24VCC**	
	1 micro aux. *1 aux. switch*	12V	25"	**M7B3C 12VCC**	
		24V	50"	**M7B3C 24VCC**	

Comando a 3 fili: cavo bianco (1 c.aux) o nero (senza c.aux.)

3-wires control: white cable (with aux. switch) or black cable (no aux. switch)

SERVOMOTORI CON DOPPIO C.AUX. ON-OFF
DOUBLE AUXILIARY SWITCH SPST ACTUATORS

Comando a 3 FILI *3-WIRES Control*	AP e CHf *NO & NC*	230V	60"	**M7X3**	
		24V		**M7Y3**	
	AP e CH con LED *NO&NC with LED*	230V		**M7X3LE**	
		24V		**M7Y3LE**	

VALVOLE A SFERA MOTORIZZATE *MOTORIZED BALL VALVES* 3&4 VIE CON **BY-PASS** *-WAYS **with BY-PASS***

In BY-PASS: Passaggio RIDOTTO
BY-PASS with reduced FLOW RATE

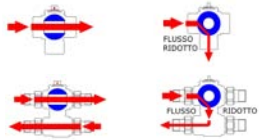

Stesso servomotore per valvole da DN15 fino a DN32
From DN15 up to DN32 with only one actuator

CORPI VALVOLA - *BODY VALVES*

Depliant A230/08

Attacchi *Attachments*	Kv (m³/h) pieno flusso/by-pass	Ø	Codice *Code*	Prezzo € *Price €*
Femmina *Female*	11,2 / 0,6	1/2”	**633 R**	
	12,9 / 0,6	3/4”	**603 R**	
	26,1 / 1,0	1”	**613 R**	
	50,0 / 1,7	1” 1/4	**623 R**	
Maschio *Male*	11,2 / 0,6	3/4”	**603 Z**	
	12,9 / 0,6	1”	**613 Z**	
	26,1 / 1,0	1” 1/4	**623 Z**	
	50,0 / 1,7	1” 1/2	**643 Z**	
Bocchettone *Pipe-unions*	10,7 / 0,6	1/2”	**633 S**	
	12,2 / 0,6	3/4”	**603 S**	
	24,8 / 1,0	1”	**613 S**	
	48,2 / 1,7	1” 1/4	**623 S**	

ATTACCHI A COMPRESSIONE *COMPRESSON FITTINGS*

Depliant A231/08

STANDARD INGLESI e IRLANDESI
BRITISH and IRISH STANDARDS

a compressione, con ogiva in ottone per tubo rame
compression fitting with Brass Ring for copper pipes

BRITISH STANDARD			
4,0	15	**633 SE**	
5,0	16	**603 SE**	
5,3	18	**643 SE**	
5,7	22	**613 SE**	
11,2	28	**623 SE**	
IRISH STANDARD			
5,0	1/2”	**633 SI**	
5,7	3/4”	**603 SI**	
11,2	1”	**613 SI**	

VALVOLE A 4 VIE CON BY-PASS *4-WAYS VALVES WITH BY-PASS*

Depliant A300/08

	INTERASSE	CORPO VALVOLA 4 VIE CON BY PASS		
Bocchettone *Pipe-unions*	50 mm	3/4”	**604S5**	
	55 mm	3/4”	**60455**	
	60 mm	3/4”	**604S6**	
	60 mm	1”	**614S6**	
	70 mm	1”	**614S7**	
Bocchettone *Pipe-unions*	200 mm	3/4”	**604SS**	
	250 mm	3/4”	**604ST**	
	200 mm	1”	**614SS**	
	250 mm	1”	**614ST**	

SERVOMOTORI ABBINATI
COUPLED ACTUATORS

Con o senza Micro Ausiliario
With or without Auxiliary Switch

Tempi di manovra
Opening/closing time
60"

Rotazione Bidirezionale
Bidirectional rotation

ATTUATORI PARTICOLARI VEDERE A PAG. 49.
ACTUATORS WITH SPECIAL FEATURES. see PAGE 49.

CORRENTE ALTERNATA 230Vca - 24Vca
ALTERNATIVE CURRENT 230Vac - 24 Vac

Controllo *Control*	Auxiliary *Microswitch*	Alimentaz. *Supply*	Tempi *On/Off*	**Codice *Code***	**Prezzo € *Price €***
Comando a 3 FILI (*) *3-WIRES Control*	senza *no aux. switch*	230V	60"	**M7A3**	
		24V	60"	**M7S3**	
	1 micro aux. *1 aux. switch*	230V	60"	**M7B3**	
		24V	60"	**M7C3**	
Comando a 2 FILI (**) *2-WIRES Control*	senza *no aux. switch*	230V	60"	**R7A3**	
		24V	60"	**R7S3**	
	1 micro aux. *1 aux. switch*	230V	60"	**R7B3**	
		24V	60"	**R7C3**	

(*) = per il comando di 1 solo servomotore con 1 termostato - (**) = per il comando di più servomotori con 1 solo termostato

Comando a 3 fili

Comando a 2 fili

Depliant A510/08

ACCESSORI - *OPTIONAL*

Accessorio *Optional*	**Ø**	**Codice *Code***	**Prezzo € *Price €***
Maniglia per azionamento manuale *Handle for manual valve drive*	1/2" - 1"1/2	**HM3M**	
Guscio di coibentazione in polietilene reticolato espanso *Cross-linked polyethylene closed-cell insulating shell*	1/2" - 3/4"	**GC03**	
	1"	**GC13**	
	1"1/4	**GC23**	
Distanziale H = 200mm. *Spacer H = 200mm.*	3/4"	**DL34**	
3 dadi da 3/4" + 3 codoli da 1/2" - NICHELATO *3 pcs 3/4" nuts + 3 pcs 1/2"M shanks - NICKEL-PLATED*	3/4" - 1/2"	**BOC12**	
3 dadi da 1" + 3 codoli da 3/4" - NICHELATO *3 pcs 1" nuts + 3 pcs 3/4"M shanks - NICKEL-PLATED*	1" - 3/4"	**BOC34**	
3 dadi da 1"1/4 + 3 codoli da 1" - NICHELATO *3 pcs 1"1/4 nuts + 3 pcs 1"M shanks - NICKEL-PLATED*	1"1/4 - 1"	**BOC10**	
3 dadi da 1"1/2 + 3 codoli da 1"1/4" - NICHELATO *3 pcs 1"1/2" nuts + 3 pcs 1"1/4M shanks - NICKEL-PLATED*	1"1/2 - 1"1/4	**BOC54**	
3 dadi da 3/4" + 3 codoli da 1/2" - OTTONE GIALLO *3 pcs 3/4" nuts + 3 pcs 1/2"M shanks - YELLOW BRASS*	3/4" - 1/2"	**BOC12OT**	
3 dadi da 1" + 3 codoli da 3/4" - OTTONE GIALLO *3 pcs 1" nuts + 3 pcs 3/4"M shanks - YELLOW BRASS*	1" - 3/4"	**BOC34OT**	
3 dadi da 1"1/4 + 3 codoli da 1" - OTTONE GIALLO *3 pcs 1"1/4 nuts + 3 pcs 1"M shanks - YELLOW BRASS*	1"1/4 - 1"	**BOC10OT**	
3 dadi da 1"1/2 + 3 codoli da 1"1/4" - OTTONE GIALLO *3 pcs 1"1/2" nuts + 3 pcs 1"1/4M shanks - YELLOW BRASS*	1"1/2 - 1"1/4	**BOC54OT**	

Accoppiabile con motore disinnestato

To be connected to the valve without actuator

H= 200mm.



de pala

Italian OEM Technology

3° gruppo: ISO

ISO 5211 TYPE



NOVITA' - *NEWS*

Servomotori con doppio Contatto Aux. e protetti IP65

Actuators with double Aux. Switch & IP65 rating

VALVOLE a SFERA MOTORIZZATE con FLANGIA ISO 5211

a 2 VIE - 3 VIE - POSSIBILITA' di AZIONAMENTO MANUALE

Diametri : Ø 1/2" - 3/4" - 1" - 1"1/4 - 1"1/2 - 2" - 2"1/2 - 3" - 4" FILETTATE / FLANGIATE*

* DISPONIBILE SOLTANTO PER ALCUNI MODELLI

MOTORIZED BALL VALVES with ISO 5211 FLANGE

2-WAYS & 3-WAYS - MANUAL OVERRIDE AVAILABLE

*Diameters : Ø 1/2" - 3/4" - 1" - 1"1/4 - 1"1/2 - 2" - 2"1/2 - 3" - 4" THREADED / FLANGED**

** NOT AVAILABLE FOR ALL MODELS*

CARATTERISTICHE TECNICHE VALVOLE A SFERA MOTORIZZATE tipo ISO

TECHNICAL FEATURES MOTORIZED BALL VALVES ISO type

Corpo valvola : Ottone CW617N nichelato (CB754S nichelato per 3 Vie FLANGIATE)
Sfera : Ottone CW614N (UNI 12164) Cromata
Sedi Sfera : PTFE più O-RING in EPDM
Asta : Ottone CW614N (UNI 12164) con doppio O-RING in EPDM ed anello di tenuta in PTFE
Pressione massima di esercizio : 16 bar / 25 bar / 40 bar (a seconda del modello di valvola)
Pressione differenziale massima : Δp = 6 bar
Temperatura di esercizio del fluido : -10 °C + 100 °C
Fluido utilizzabile : Acqua o liquidi compatibili con tenute in PTFE ed EPDM
Perdite di carico : pressochè nulle (PASSAGGIO TOTALE)
Piastra portamotore: ISO 5211
Estremità flangiate: UNI EN 1092-1 (PN16)
SERVOMOTORI ACCOPPIATI: Tempi di apertura / chiusura: 60" - 180" (su richiesta)
Tensioni disponibili: 230 VAC - 24 VAC
Tipo di comando: a due fili (con relè incorporato) / a tre fili
Versioni con 1 oppure 2 contatti ausiliari.
Grado di protezione elettrica: IP42 / IP54 / IP65



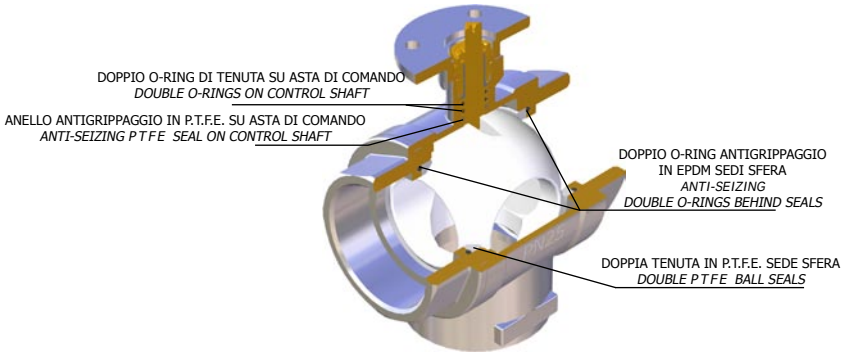

Valve body : BRASS CW617N Nickel-Plated (CB754S Nickel-Plated 3-Ways FLANGED valves)
Ball : BRASS CW6174 (UNI 12164) Chromium-plated
SEALS on the ball and on the rod : P.T.F.E. and EPDM O-RINGS
Rod : DRAWN BRASS CW614N (UNI 12164) with double EPDM O-RING and PTFE seal
Nominal operating pressure : 16 bar / 25 bar / 40 bar (*depending on the valve type and dimension)*
Maximum differential operating pressure : 6 bar
Fluid temperature range : FROM -10 °C TO 100 °C
Usable fluids : WATER or Fluids which are compatible with PTFE and EPDM rubber
Load loss : no effect (TOTAL FLOW TYPE)
Servomotor attachments: ISO 5211
Flanged attachments: UNI EN 1092-1 (PN 16)
COUPLED SERVOMOTORS: Opening / closing time: 60" - 180" (on demand)
Supply Voltage: 230 VAC - 24 VAC
Control type: 2 wires (relay inside) / 3 wires
One or two auxiliary switches available.
Electric protection level: IP42 / IP54 / IP65

VEDERE PAGINA 41 per INGOMBRI VALVOLE E SERVOMOTORI
OVERALL DIMENSIONS VALVES & ACTUATORS SEE PAGE 41

VALVOLE A SFERA MOTORIZZATE
MOTORIZED BALL VALVES

2 VIE *-WAYS*

Passaggio Totale > On-Off
Total Flow > On-Off

Flangia di attacco ISO 5211
ISO 5211 connection flange

Connessioni filettate o flangiate
Threaded or flanged fittings

FLANGIA - *FLANGE*
PN16 UNI EN 1092-1

Corpi valvola *Body valves*	Flangia ISO *ISO flange*	Connessioni *Fittings*	Kv (m³/h)	Ø	**Codice *Code***	**Prezzo € *Price €***
	F03 Q9 **Motori M7I & R7I**	Filettati *Threaded*	23	1/2"	**632 FI**	
			43	3/4"	**602 FI**	
			63	1"	**612 FI**	
	F05 Q11 **Motori M8I & R8I**	Filettati *Threaded*	105	1" 1/4	**622 FI**	
			170	1" 1/2	**642 FI**	
			250	2"	**652 FI**	
		Flangiati *Flanged*	170	DN 40	**642 FL**	
			250	DN 50	**652 FL**	
	F05 Q14 **Motori M9I & R9I**	Filettati *Threaded*	530	2" 1/2	**662 FI**	
			790	3"	**672 FI**	
			1230	4"	**682 FI**	
		Flangiati *Flanged*	530	DN 65	**662 FL**	
			790	DN80	**672 FL**	
			1230	DN100	**682 FL**	

MANIGLIA per AZIONAMENTO MANUALE
HANDLE for MANUAL VALVE DRIVE

Flangia ISO *ISO flange*	**Codice *Code***	**Prezzo € *Price €***
F03 Q9	**DMI09**	
F05 Q11	**DMI11**	
F05 Q14	**DMI14**	

SERVOMOTORI ABBINATI
COUPLED ACTUATORS

Rotazione Bidirezionale

BIdirectional rotation

Con 1 o 2 Micro Ausiliari
With 1 or 2 Auxiliary Switches

Tensioni Disponibili: 230 Vca - 24 Vca
Supply Voltage: 230 Vac - 24 Vac

Tempi di manovra 60" x 90°
Opening/closing time 60" x 90°

Protezione elettrica: IP 42 - IP 54 - IP 65
Protection rating: IP 42 - IP 54 - IP 65

Tempi On/Off	C. Ausiliari *Aux. Switch*	IP	Segnale *Control type*	Alimentazione *P. Supply*	**Codice *Code***	**Prezzo € *Price €***	Attuatori *Actuators*
60"	1 micro aux. *1 aux. switch*	IP54	3 fili 3-wires	230 Vac	M7IB9		Depliant C500/16 Coppia Massima 12 Nm *Maximum Torque*
				24 Vac	M7IC9		
			2 fili 2-wires	230 Vac	R7IB9		
				24 Vac	R7IC9		
		IP65	3 fili 3-wires	230 Vac	P7IB9		
				24 Vac	P7IC9		
			2 fili 2-wires	230 Vac	T7IB9		
				24 Vac	T7IC9		
60"	1 micro aux. *1 aux. switch*	IP42	3 fili 3-wires	230 Vac	M8IB9		 Coppia Massima 20 Nm *Maximum Torque*
				24 Vac	M8IC9		
			2 fili 2-wires	230 Vac	R8IB9		
				24 Vac	R8IC9		
		IP65 (*)	3 fili 3-wires	230 Vac	M8IB9P		
				24 Vac	M8IC9P		
			2 fili 2-wires	230 Vac	R8IB9P		
				24 Vac	R8IC9P		
	2 micro aux. *2 aux. switch*	IP42	3 fili 3-wires	230 Vac	M8IE9		
				24 Vac	M8IF9		
			2 fili 2-wires	230 Vac	R8IE9		
				24 Vac	R8IF9		
		IP65 (*)	3 fili 3-wires	230 Vac	M8IE9P		
				24 Vac	M8IF9P		
			2 fili 2-wires	230 Vac	R8IE9P		(*) IP 65 SENZA COMANDO MANUALE
				24 Vac	R8IF9P		(*) *IP 65 WITHOUT MANUAL OVERRIDE*
60"	2 micro aux. *2 aux. switch*	IP65 (*)	3 fili 3-wires	230 Vac	M9IB9		Coppia Massima 50 Nm *Maximum Torque*
				24 Vac	M9IC9		
			2 fili 2-wires	230 Vac	R9IB9		
				24 Vac	R9IC9		

PROLUNGA per VALVOLE MOTORIZZATE ISO 5211
SPACERS for ISO 5211 MOTORIZED VALVES

	Flangia *Flange*	**Ø**	**Codice *Code***	**Prezzo € *Price €***
Senza leva per comando manuale *Without lever for manual override*	**F03 Q9**	1/2" - 1"	**K6I39**	
	F05 Q11	1"1/4 - 2"	**K8I51**	
	F05 Q14	2"1/2 - 4"	**K9I54**	
Con leva - per attuatori M8I P - R8I P *With lever - for actuators M8I P- R8I P*	**F05 Q11**	1"1/4 - 2"	**DMI51**	
Con leva - per attuatori M9I - R9I *With lever - for actuators M9I - R9I*	**F05 Q14**	2"1/2 - 4"	**DMI54**	

VALVOLE A SFERA MOTORIZZATE
MOTORIZED BALL VALVES

3 VIE DEVIATRICI **COMPLANARI** A **3 FORI**
*-WAYS **COPLANAR** DEVIATING **"T" BORED***

FLANGIA - *FLANGE*
PN16 UNI EN 1092-1

Passaggio Totale > On-Off
Total Flow > On-Off

Flangia di attacco ISO 5211
ISO 5211 connection flange

Corpi valvola *Body valves*	Flangia ISO *ISO flange*	Connessioni *Fittings*	Kv (m³/h)	Ø	**Codice** ***Code***	**Prezzo €** ***Price €***
	F03 Q9 **Motori M7I & R7I**	Filettati *Threaded*	2,3	1/2"	**633 TI**	
			5,5	3/4"	**603 TI**	
			11	1"	**613 TI**	
	F05 Q11 **Motori M8I & R8I**	Filettati *Threaded*	17	1" 1/4	**623 TI**	
			25	1" 1/2	**643 TI**	
			45	2"	**653 TI**	
	F05 Q14 **Motori M9I & R9I**	Filettati *Threaded*	65	3"	**673 TI**	
		Flangiati *Flanged*	65	DN 80	**673 FT**	

MANIGLIA per AZIONAMENTO MANUALE ***HANDLE for MANUAL VALVE DRIVE***	**Flangia ISO** ***ISO flange***	**Codice** ***Code***	**Prezzo €** ***Price €***
	F03 Q9	**DMI09**	
	F05 Q11	**DMI11**	
	F05 Q14	**DMI14**	

SERVOMOTORI ABBINATI
COUPLED ACTUATORS

Rotazione Bidirezionale

BIdirectional rotation



Con 1 o 2 Micro Ausiliari
With 1 or 2 Auxiliary Switches

Tensioni Disponibili: 230 Vca - 24 Vca
Supply Voltage: 230 Vac - 24 Vac

Tempi di manovra 60" x 90°
Opening/closing time 60" x 90°

Protezione elettrica: IP 42 - IP 54 - IP 65
Protection rating: IP 42 - IP 54 - IP 65

Tempi On/Off	C. Ausiliari *Aux. Switch*	IP	Segnale *Control type*	Alimentazione *P. Supply*	**Codice *Code***	**Prezzo € *Price €***	Attuatori *Actuators*
60"	1 micro aux. *1 aux. switch*	IP54	3 fili 3-wires	230 Vac	M7IB9		Depliant C500/16
				24 Vac	M7IC9		
			2 fili 2-wires	230 Vac	R7IB9		
				24 Vac	R7IC9		
		IP65	3 fili 3-wires	230 Vac	P7IB9		
				24 Vac	P7IC9		
			2 fili 2-wires	230 Vac	T7IB9		
				24 Vac	T7IC9		
60"	1 micro aux. *1 aux. switch*	IP42	3 fili 3-wires	230 Vac	M8IB9		
				24 Vac	M8IC9		
			2 fili 2-wires	230 Vac	R8IB9		
				24 Vac	R8IC9		
		IP65 (*)	3 fili 3-wires	230 Vac	M8IB9P		
				24 Vac	M8IC9P		
			2 fili 2-wires	230 Vac	R8IB9P		
				24 Vac	R8IC9P		
	2 micro aux. *2 aux. switch*	IP42	3 fili 3-wires	230 Vac	M8IE9		
				24 Vac	M8IF9		
			2 fili 2-wires	230 Vac	R8IE9		
				24 Vac	R8IF9		
		IP65 (*)	3 fili 3-wires	230 Vac	M8IE9P		
				24 Vac	M8IF9P		
			2 fili 2-wires	230 Vac	R8IE9P		
				24 Vac	R8IF9P		
60"	2 micro aux. *2 aux. switch*	IP65 (*)	3 fili 3-wires	230 Vac	M9IB9		
				24 Vac	M9IC9		
			2 fili 2-wires	230 Vac	R9IB9		
				24 Vac	R9IC9		

Coppia Massima
12 Nm
Maximum Torque



Coppia Massima
20 Nm
Maximum Torque

(*) IP 65 SENZA COMANDO MANUALE
(*) IP 65 WITHOUT MANUAL OVERRIDE

Coppia Massima
50 Nm
Maximum Torque

PROLUNGA per VALVOLE MOTORIZZATE ISO 5211
SPACERS for ISO 5211 MOTORIZED VALVES

	Flangia *Flange*	**Ø**	**Codice *Code***	**Prezzo € *Price €***
Senza leva per comando manuale *Without lever for manual override*	**F03 Q9**	1/2" - 1"	**K6I39**	
	F05 Q11	1"1/4 - 2"	**K8I51**	
	F05 Q14	2"1/2 - 4"	**K9I54**	
Con leva - per attuatori M8I P - R8I P *With lever - for actuators M8I P- R8I P*	**F05 Q11**	1"1/4 - 2"	**DMI51**	
Con leva - per attuatori M9I - R9I *With lever - for actuators M9I - R9I*	**F05 Q14**	2"1/2 - 4"	**DMI54**	

VALVOLE A SFERA MOTORIZZATE
MOTORIZED BALL VALVES

3 VIE DEVIATRICI **FRONTALI** A **2 FORI**
*-WAYS **FRONTAL** DEVIATING "**L" BORED***

FLANGIA - *FLANGE*
PN16 UNI EN 1092-1

Passaggio Totale > On-Off
Total Flow > On-Off

Flangia di attacco ISO 5211
ISO 5211 connection flange

Corpi valvola *Body valves*	Flangia ISO *ISO flange*	Connessioni *Fittings*	Kv (m³/h)	Ø	**Codice** ***Code***	**Prezzo €** ***Price €***
	F03 Q9 **Motori M7I & R7I**	Filettati *Threaded*	2,3	1/2"	**63A LI**	
			5,5	3/4"	**60A LI**	
	F05 Q11 **Motori M8I & R8I**	Filettati *Threaded*	11	1"	**61A LI**	
			17	1" 1/4	**62A LI**	
			25	1" 1/2	**64A LI**	
			45	2"	**65A LI**	
		Flangiati *Flanged*	25	DN40	**643 FF**	
			45	DN50	**653 FF**	
	F05 Q14 **Motori M9I & R9I**	Filettati *Threaded*	60	2" 1/2	**66A LI**	
		Flangiati *Flanged*	60	DN 65	**663 FF**	

MANIGLIA per AZIONAMENTO MANUALE ***HANDLE for MANUAL VALVE DRIVE***	**Flangia ISO** ***ISO flange***	**Codice** ***Code***	**Prezzo €** ***Price €***
	F03 Q9	**DMI09**	
	F05 Q11	**DMI11**	
	F05 Q14	**DMI14**	

SERVOMOTORI ABBINATI
COUPLED ACTUATORS

Rotazione Bidirezionale

BIdirectional rotation



Con 1 o 2 Micro Ausiliari
With 1 or 2 Auxiliary Switches

Tensioni Disponibili: 230 Vca - 24 Vca
Supply Voltage: 230 Vac - 24 Vac

Tempi di manovra 60" x 90°
Opening/closing time 60" x 90°

Protezione elettrica: IP 42 - IP 54 - IP 65
Protection rating: IP 42 - IP 54 - IP 65

Tempi On/Off	C. Ausiliari *Aux. Switch*	IP	Segnale *Control type*	Alimentazione *P. Supply*	**Codice *Code***	**Prezzo € *Price €***	Attuatori *Actuators*
60"	1 micro aux. *1 aux. switch*	IP54	3 fili 3-wires	230 Vac	M7IB9		Depliant C500/16 Coppia Massima 12 Nm *Maximum Torque*
				24 Vac	M7IC9		
			2 fili 2-wires	230 Vac	R7IB9		
				24 Vac	R7IC9		
		IP65	3 fili 3-wires	230 Vac	P7IB9		
				24 Vac	P7IC9		
			2 fili 2-wires	230 Vac	T7IB9		
				24 Vac	T7IC9		
60"	1 micro aux. *1 aux. switch*	IP42	3 fili 3-wires	230 Vac	M8IB9		 Coppia Massima 20 Nm *Maximum Torque*
				24 Vac	M8IC9		
			2 fili 2-wires	230 Vac	R8IB9		
				24 Vac	R8IC9		
		IP65 (*)	3 fili 3-wires	230 Vac	M8IB9P		
				24 Vac	M8IC9P		
			2 fili 2-wires	230 Vac	R8IB9P		
				24 Vac	R8IC9P		
	2 micro aux. *2 aux. switch*	IP42	3 fili 3-wires	230 Vac	M8IE9		
				24 Vac	M8IF9		
			2 fili 2-wires	230 Vac	R8IE9		
				24 Vac	R8IF9		
		IP65 (*)	3 fili 3-wires	230 Vac	M8IE9P		
				24 Vac	M8IF9P		
			2 fili 2-wires	230 Vac	R8IE9P		(*) IP 65 SENZA COMANDO MANUALE
				24 Vac	R8IF9P		(*) *IP 65 WITHOUT MANUAL OVERRIDE*
60"	2 micro aux. *2 aux. switch*	IP65 (*)	3 fili 3-wires	230 Vac	M9IB9		Coppia Massima 50 Nm *Maximum Torque*
				24 Vac	M9IC9		
			2 fili 2-wires	230 Vac	R9IB9		
				24 Vac	R9IC9		

PROLUNGA per VALVOLE MOTORIZZATE ISO 5211
SPACERS for ISO 5211 MOTORIZED VALVES

Senza leva per comando manuale
Without lever for manual override

Con leva - per attuatori M8I P - R8I P
With lever - for actuators M8I P- R8I P

Con leva - per attuatori M9I - R9I
With lever - for actuators M9I - R9I

Flangia *Flange*	**Ø**	**Codice *Code***	**Prezzo € *Price €***
F03 Q9	1/2" - 1"	**K6I39**	
F05 Q11	1"1/4 - 2"	**K8I51**	
F05 Q14	2"1/2 - 4"	**K9I54**	
F05 Q11	1"1/4 - 2"	**DMI51**	
F05 Q14	2"1/2 - 4"	**DMI54**	

VALVOLE A SFERA MOTORIZZATE
MOTORIZED BALL VALVES

3 VIE DEVIATRICI **LATERALI**
*-WAYS **LATERAL** DEVIATING*

FLANGIA - *FLANGE*
PN16 UNI EN 1092-1

Deviatrice Laterale > On-Off
Lateral Deviating > On-Off

Flangia di attacco ISO 5211
ISO 5211 connection flange

Corpi valvola *Body valves*	Flangia ISO *ISO flange*	Connessioni *Fittings*	Kv (m³/h) pieno flusso/deviato	Ø	**Codice** ***Code***	**Prezzo €** ***Price €***
	F03 Q9 **Motori M7I & R7I**	Filettati *Threaded*	16 / 2,3	1/2"	**63A TI**	
			23 / 5,5	3/4"	**60A TI**	
	F05 Q11 **Motori M8I & R8I**	Filettati *Threaded*	43 / 11	1"	**61A TI**	
			64 / 17	1" 1/4	**62A TI**	
			110 / 25	1" 1/2	**64A TI**	
			160 / 45	2"	**65A TI**	
		Flangiati *Flanged*	110 / 25	DN40	**643 FD**	
			160 / 45	DN50	**653 FD**	
	F05 Q14 **Motori M9I & R9I**	Filettati *Threaded*	240 / 60	2" 1/2	**66A TI**	
		Flangiati *Flanged*	220 / 60	DN 65	**663 FD**	

MANIGLIA per AZIONAMENTO MANUALE ***HANDLE for MANUAL VALVE DRIVE***	**Flangia ISO** ***ISO flange***	**Codice** ***Code***	**Prezzo €** ***Price €***
	F03 Q9	**DMI09**	
	F05 Q11	**DMI11**	
	F05 Q14	**DMI14**	

SERVOMOTORI ABBINATI
COUPLED ACTUATORS

Rotazione Bidirezionale

BIdirectional rotation



Con 1 o 2 Micro Ausiliari
With 1 or 2 Auxiliary Switches

Tensioni Disponibili: 230 Vca - 24 Vca
Supply Voltage: 230 Vac - 24 Vac

Tempi di manovra 60" x 90°
Opening/closing time 60" x 90°

Protezione elettrica: IP 42 - IP 54 - IP 65
Protection rating: IP 42 - IP 54 - IP 65

Tempi On/Off	C. Ausiliari *Aux. Switch*	IP	Segnale *Control type*	Alimentazione *P. Supply*	**Codice *Code***	**Prezzo € *Price €***	Attuatori *Actuators*
60"	1 micro aux. *1 aux. switch*	IP54	3 fili 3-wires	230 Vac	M7IB9		Depliant C500/16 Coppia Massima 12 Nm *Maximum Torque*
				24 Vac	M7IC9		
			2 fili 2-wires	230 Vac	R7IB9		
				24 Vac	R7IC9		
		IP65	3 fili 3-wires	230 Vac	P7IB9		
				24 Vac	P7IC9		
			2 fili 2-wires	230 Vac	T7IB9		
				24 Vac	T7IC9		
60"	1 micro aux. *1 aux. switch*	IP42	3 fili 3-wires	230 Vac	M8IB9		 Coppia Massima 20 Nm *Maximum Torque*
				24 Vac	M8IC9		
			2 fili 2-wires	230 Vac	R8IB9		
				24 Vac	R8IC9		
		IP65 (*)	3 fili 3-wires	230 Vac	M8IB9P		
				24 Vac	M8IC9P		
			2 fili 2-wires	230 Vac	R8IB9P		
				24 Vac	R8IC9P		
	2 micro aux. *2 aux. switch*	IP42	3 fili 3-wires	230 Vac	M8IE9		
				24 Vac	M8IF9		
			2 fili 2-wires	230 Vac	R8IE9		
				24 Vac	R8IF9		
		IP65 (*)	3 fili 3-wires	230 Vac	M8IE9P		
				24 Vac	M8IF9P		
			2 fili 2-wires	230 Vac	R8IE9P		(*) IP 65 SENZA COMANDO MANUALE
				24 Vac	R8IF9P		(*) *IP 65 WITHOUT MANUAL OVERRIDE*
60"	2 micro aux. *2 aux. switch*	IP65 (*)	3 fili 3-wires	230 Vac	M9IB9		Coppia Massima 50 Nm *Maximum Torque*
				24 Vac	M9IC9		
			2 fili 2-wires	230 Vac	R9IB9		
				24 Vac	R9IC9		

PROLUNGA per VALVOLE MOTORIZZATE ISO 5211
SPACERS for ISO 5211 MOTORIZED VALVES

Senza leva per comando manuale
Without lever for manual override

Con leva - per attuatori M8I P - R8I P
With lever - for actuators M8I P- R8I P

Con leva - per attuatori M9I - R9I
With lever - for actuators M9I - R9I

Flangia *Flange*	**Ø**	**Codice *Code***	**Prezzo € *Price €***
F03 Q9	1/2" - 1"	**K6I39**	
F05 Q11	1"1/4 - 2"	**K8I51**	
F05 Q14	2"1/2 - 4"	**K9I54**	
F05 Q11	1"1/4 - 2"	**DMI51**	
F05 Q14	2"1/2 - 4"	**DMI54**	

SERVOMOTORE PNEUMATICO DOPPIO EFFETTO
PNEUMATIC ACTUATORS DOUBLE EFFECT

Depliant C516/0814

Ø	Coppia Max a 6 bar *Max Torque at 6 bar*	Codice *Code*	Prezzo € *Price €*
1/2"	15 Nm	MP612	
3/4"			
1"			
1" 1/4	45 Nm	MP812	
1" 1/2			
2"			
2" 1/2	90 Nm	MP912	
3"			
4"			

Tipo di azione: On-Off
On-Off rotation action

Adatto a tutti i tipi di valvole con attacco ISO 5211
Suitable for all valve models with ISO 5211 connection

Pressione massima di lavoro: 8 bar
Max operating pressure: 8 bar

Coppia motrice: da 15 Nm a 90 Nm
Torque on shaft: from 15 to 90 Nm

Temperatura ambiente: 0° +80° C
Ambient temperature: 0° +80° C

Rotazione Reversibile
Reversible Actuator



	ACCESSORI *COMPONENTS*	Codice *Code*	Prezzo € *Price €*
	Valvola tipo 5/2 per comando manuale con attacchi G1/8 *5/2 type valve for manual control with G1/8 attachments*	V52LA	
	Basetta per il montaggio di qualsiasi elettrovalvola a norma NAMUR. O-Ring inclusi *Adapting kit for any kind of NAMUR standard valve. O-Ring included*	KBN17	
	Elettrovalvola NAMUR con piastra di interfaccia 5/2 con O-Ring di tenuta. *NAMUR solenoid valve with 5/2 interface plate and O-Rings*	ER818	
	Indicatore visivo della posizione di apertura o chiusura della valvola *Visual position indicator of valve position*	KI02P	
	Microinterruttori di finecorsa meccanici del tipo a pulsante con kit di montaggio. *Mechanic Limit Switch with push button and assembling kit*	KFE3A	

INGOMBRI VALVOLE ED ATTUATORI PNEUMATICI
OVERALL DIMENSIONS VALVES & PNEUMATIC ACTUATORS

Versione Filettata
Threaded Version

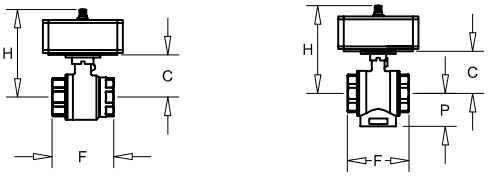

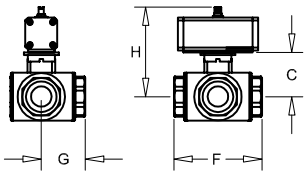

	1/2"	3/4"	1"	1"1/4	1"1/2	2"	2"1/2	3"	4"	3" T
F	56	68	78	90	100	115	141	159	195	180
H	121	125	129	154	159	165	190	200	227	202
C	48	52	56	68	73	79	92	102	129	104
P	30	34	41	47	53	62	-	-	-	114

	1/2"	3/4"	1"	1"1/4	1"1/2	2"	2"1/2
F	82	90	106	120	142	165	194
H	124	127	149	153	159	166	189
C	51	54	63	67	73	80	91
G	41	45	53	60	71	83	97

Versione Flangiata
Flanged Version

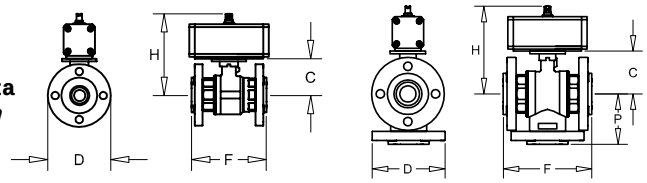

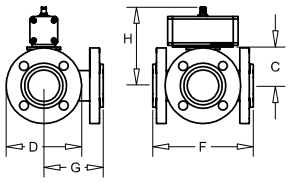

	DN40	DN50	DN65	DN80	DN100	DN80 T
F	146	167	190	214	254	235
H	200	217	190	201	225	202
C	114	131	92	103	127	104
P		-	-	-	-	140
D	Ø150	Ø165	Ø185	Ø200	Ø220	Ø200

	DN40	DN50	DN65
F	187	215	241
H	159	166	189
C	73	80	91
G	116	108	121
D	Ø150	Ø165	Ø185

INGOMBRI VALVOLE, DISTANZIALI E SERVOMOTORI ISO
OVERALL DIMENSIONS ISO VALVES, SPACERS AND ACTUATORS

2 VIE 2-WAYS

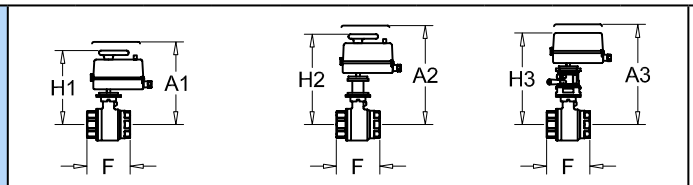

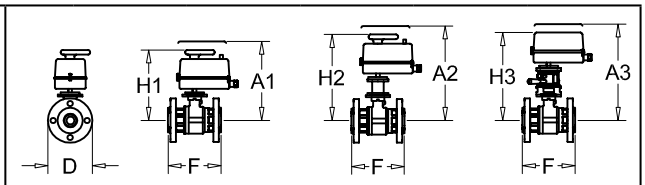

	1/2"	3/4"	1"	1"1/4	1"1/2	2"	2"1/2	3"	4"
F	56	68	78	90	100	115	141	159	195
H1	160	164	168	205	210	216	235	245	272
A1	180	184	188	220	225	231	250	260	287
H2	202	206	210	255	260	266	285	295	322
A2	222	226	212	270	275	281	300	310	347
H3	-	-	-	248	253	259	305	315	342
A3	-	-	-	263	268	274	325	335	362
	-	-	-	-	-	-	-	-	-

	DN40	DN50	DN65	DN80	DN100
F	146	167	190	214	254
H1	251	268	235	246	270
A1	266	283	250	261	285
H2	301	318	285	296	320
A2	316	333	300	311	335
H3	294	311	305	316	340
A3	309	326	325	336	360
D	Ø150	Ø165	Ø185	Ø200	Ø220

3 VIE COMPLANARE 3-WAYS COPLANAR

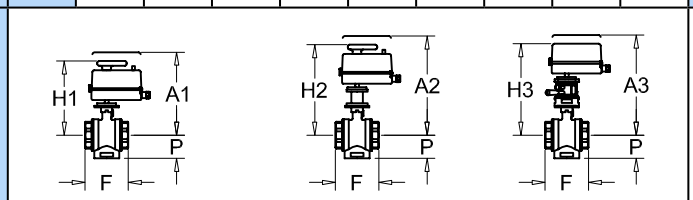

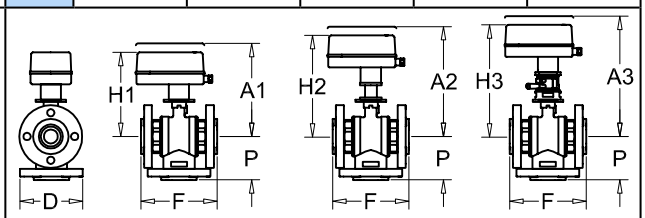

	1/2"	3/4"	1"	1"1/4	1"1/2	2"	-	3"	-
F	56	68	78	90	100	115	-	180	-
H1	160	164	168	205	210	216	-	247	-
A1	180	184	188	220	225	231	-	262	-
H2	202	206	210	255	260	266	-	297	-
A2	222	226	230	270	275	281	-	312	-
H3	-	-	-	248	253	259	-	317	-
A3	-	-	-	263	268	274	-	327	-
P	30	34	41	47	53	62	-	114	-
	-	-	-	-	-	-	-	-	-

	-	-	-	DN80	-
F	-	-	-	235	-
H1	-	-	-	247	-
A1	-	-	-	262	-
H2	-	-	-	297	-
A2	-	-	-	312	-
H3	-	-	-	317	-
A3	-	-	-	337	-
P	-	-	-	140	-
D	-	-	-	Ø200	-

3 VIE FRONTALE 3-WAYS FRONTAL

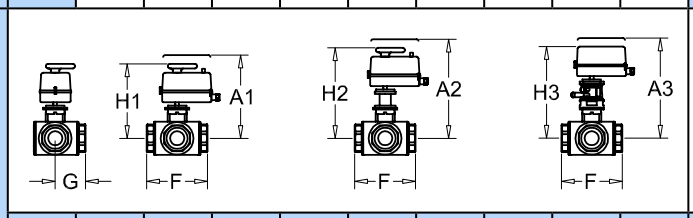

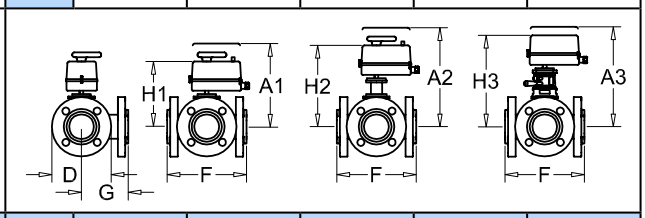

	1/2"	3/4"	1"	1"1/4	1"1/2	2"	2"1/2	-	-
F	82	90	106	120	142	165	194	-	-
H1	163	166	200	204	210	217	234	-	-
A1	183	186	195	219	225	232	249	-	-
H2	205	208	250	254	260	267	284	-	-
A2	225	228	265	269	275	282	299	-	-
H3	-	-	270	274	280	287	304	-	-
A3	-	-	285	289	295	307	324	-	-
G	41	45	53	60	71	83	97	-	-
-	-	-	-	-	-	-	-	-	-

	DN40	DN50	DN65	-	-
F	187	215	241	-	-
H1	210	217	234	-	-
A1	225	232	249	-	-
H2	260	267	284	-	-
A2	275	282	304	-	-
H3	253	260	304	-	-
A3	268	275	324	-	-
G	116	108	121	-	-
D	Ø150	Ø165	Ø185	-	-

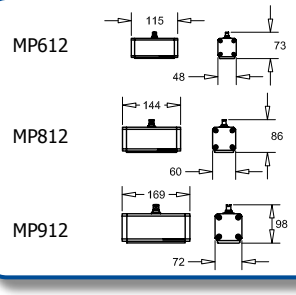

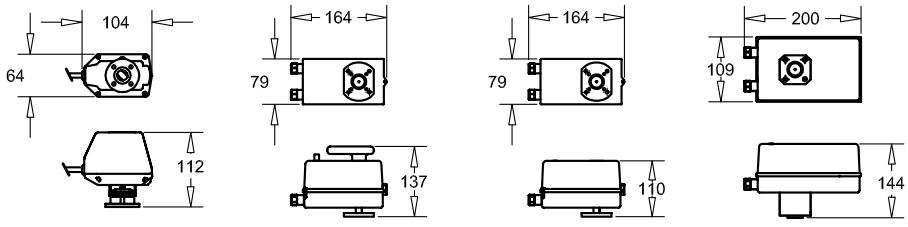

de pala

Italian OEM Technology

4° gruppo: FRIGO

FRIGO TYPE

NUOVO COPRIATTUATORE IN ACCIAIO INOX per istallazioni da esterno.
Di semplice istallazione: si aggancia e sgancia con un click.

NEW ACTUATOR COVER for external installation made by STAINLESS STEEL. Easy click-on installation.

NOVITA' NEW

Codice *Code*	Prezzo € *Price €*
CMTP	18,00



Impieghi consigliati:
- Impianti di condizionamento
- Impianti di refrigerazione
- Cantine vinicole
- Pompe di calore e pompe geotermiche

Suggested applications:
- *Air-Conditionning plants*
- *Cooling plants*
- *Wineries*
- *Heating pumps and geothermic pumps*

NOVITA' - *NEWS*

Valvole Motorizzate da Ø1"1/2 e Servocomandi a 8 sec.

Ø1"1/2 Motorized Valves & 8 sec. Actuators

VALVOLE A SFERA NICHELATE - ATTUATORI PROTETTI

ATTACCHI FEMMINA / MASCHIO / BOCCHETTONE : Ø 1/2" - 3/4" - 1" - 1" 1/4 - 1" 1/2
PROLUNGHE per COIBENTAZIONE SEMPLICI o con AZIONAMENTO MANUALE

NICKEL-PLATED BALL VALVES - PROTECTED ACTUATORS

FEMALE - MALE - PIPE-UNIONS ATTACHMENTS : Diameter Ø 1/2" - 3/4" - 1" - 1" 1/4 - 1" 1/2
SPACERS for PIPES INSULATION with or without MANUAL OVERRIDE

CARATTERISTICHE TECNICHE VALVOLE TIPO FRIGO

TECHNICAL FEATURES FRIGO TYPE VALVES

Corpo valvola : Ottone CW617N (UNI 12165) Nichelato
Sfera : Ottone CW617N (UNI 12165) Nichelata-Cromata
Sedi Sfera : PTFE più O-RING in EPDM
Asta : Ottone CW614N (UNI 12164) con doppio O-RING in EPDM ed anello di tenuta in PTFE
Pressione massima di esercizio : 16 bar
Pressione differenziale massima : Δp = 6 bar
Temperatura di esercizio del fluido : -15 °C + 110 °C
Fluido utilizzabile : Acqua, acqua glicolata o liquidi compatibili con tenute in PTFE ed EPDM
Perdite di carico : pressochè nulle (PASSAGGIO TOTALE)
Innesto rapido a baionetta
SERVOMOTORI ACCOPPIATI: Tempi di apertura / chiusura: 8" - 15" - 30" - 60" - 120"
Tensioni disponibili: 230VAC - 24VAC
Tipo di comando: a due fili (con relè incorporato) / a tre fili in deviazione
Versioni con uno, due e senza contatti ausiliari.
Grado di protezione elettrica: IP65



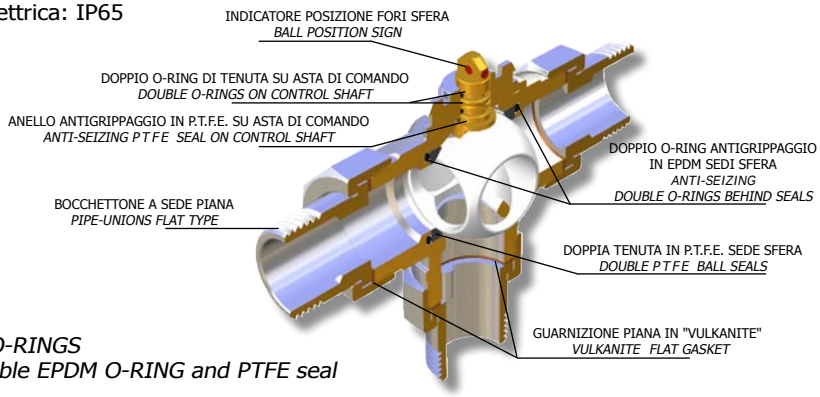

Valve body : BRASS CW617N (UNI 12165)
Ball : BRASS CW617N (nickel-chromium plated)
SEALS on the ball and on the rod : PTFE and EPDM O-RINGS
Rod : DRAWN BRASS CW614N (UNI 12164) with double EPDM O-RING and PTFE seal
Nominal operating pressure : 16 bar
Maximum differential operating pressure : Δp 6 bar
Fluid temperature field : FROM -15 °C TO 110 °C
Utilisable fluids : WATER; WATER with GLYCOL or Fluids which are compatible with PTFE and EPDM rubber
Load loss : no effect (TOTAL FLOW TYPE)
Quick release bayonet coupling system
COUPLED SERVOMOTORS: Opening / closing time: 8" - 15" - 30" - 60" - 120"
Supply Voltage: 230VAC - 24VAC
Control type: 2 wires (relay inside) / 3 wires
1 or 2 auxiliary switches versions available
Electric protection level: IP65

INGOMBRI VALVOLE E SERVOMOTORI

OVERALL DIMENSIONS VALVES & ACTUATORS

F & B: diam. filetto attacchi Femmina o Bocchettone.

F & B: *Female or Pipe-unions thread connection diameter.*

M: diam. filetto maschio.

M: *Male thread diameter.*

DN: Diam. nominale foro sfera.

DN: *Nominal diameter bore.*

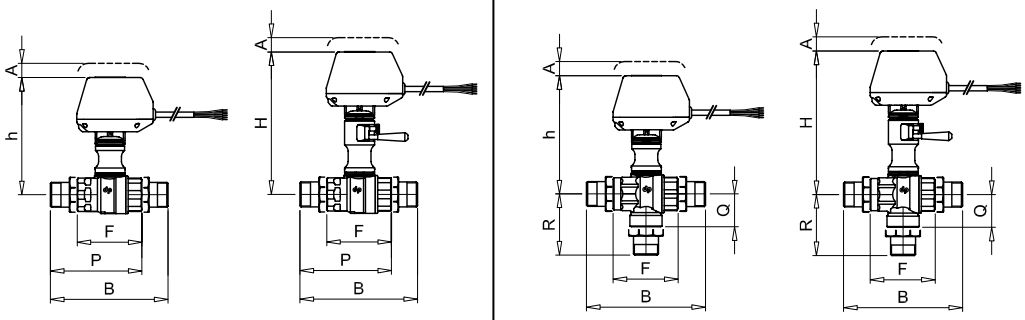

F & B	M	DN	h	H	A min.	F	P	B	h	H	A min.	F	B	Q	R
1/2"	**3/4"**	**15**	159	193	20	77	105	131	159	193	20	76	130	38	65
3/4"	**1"**	**20**					108	139					136		68
1"	**1" 1/4**	**25**	164	198		87	121	156	164	198		86	155	43	78
1" 1/4	**1" 1/2**	**32**	169	203		94	133	172	169	203		94	172	47	86
1"1/2	**-**	**40**	177	211		108	151	193	177	211		108	193	60	102

VALVOLE A SFERA MOTORIZZATE
MOTORIZED BALL VALVES



2 VIE con servomotore UNIDIREZIONALE
WAYS with UNIDIRECTIONAL actuator

CORPI VALVOLA - *BODY VALVES*	Attacchi *Attachments*	Kv (m³/h)	Ø	Codice *Code*	Prezzo € *Price €*
	Femmina *Female*	12,5	1/2"	**632 FN**	
		15,6	3/4"	**602 FN**	
		31,3	1"	**612 FN**	
		50,0	1" 1/4	**622 FN**	
		98,0	1" 1/2	**642FN**	
	Maschio *Male*	12,5	3/4"	**602 MN**	
		15,6	1"	**612 MN**	
		31,3	1" 1/4	**622 MN**	
		50,0	1" 1/2	**642 MN**	
	Femmina / Bocchettone *Female / Pipe-unions*	12,2	1/2"	**632 FBN**	
		15,1	3/4"	**602 FBN**	
		30,6	1"	**612 FBN**	
		49,1	1" 1/4	**622 FBN**	
		96,0	1" 1/2	**642 FBN**	
	Bocchettone *Pipe-unions*	12,0	1/2"	**632 BN**	
		14,9	3/4"	**602 BN**	
		30,0	1"	**612 BN**	
		48,2	1" 1/4	**622 BN**	
		94,1	1" 1/2	**642 BN**	

SERVOMOTORI - *ACTUATORS*	Controllo *Control*	Auxiliary *Switch*	Alimentaz. *Supply*	Tempi *On/Off*	Codice *Code*	Prezzo € *Price €*
	Comando a 3 FILI (*) *3-WIRES Control*	Senza *No aux. switch*	230V	60"	**P6A2**	
			24V		**P6S2**	
			230V	15"	**P6A2W**	
			24V		**P6S2W**	
			230V	8"	**P6A2X**	
			24V		**P6S2X**	
		1 C. Aux. *1 Auxiliary-Switch*	230V	60"	**P6B2**	
			24V		**P6C2**	
			230V	15"	**P6B2W**	
			24V		**P6C2W**	
			230V	8"	**P6B2X**	
			24V		**P6C2X**	
		2 C. Aux. ON/OFF *2 SPST Aux. Sw.*	230V	60"	**P6X2**	
			24V		**P6Y2**	
			230V	15"	**P6X2W**	
			24V		**P6Y2W**	
			230V	8"	**P6X2X**	
			24V		**P6Y2X**	
	Comando a 2 FILI (**) *2-WIRES Control*	Senza *No aux. switch*	230V	60"	**T6A2**	
			24V		**T6S2**	
			230V	15"	**T6A2W**	
			24V		**T6S2W**	
			230V	8"	**T6A2X**	
			24V		**T6S2X**	
		1 C. Aux. *1 Auxiliary-Switch*	230V	60"	**T6B2**	
			24V		**T6C2**	
			230V	15"	**T6B2W**	
			24V		**T6C2W**	
			230V	8"	**T6B2X**	
			24V		**T6C2X**	

(*) = per il comando di 1 solo servomotore con 1 termostato - (**) = per il comando di più servomotori con 1 solo termostato

Con o senza Micro Ausiliario
With or without Auxiliary Switch

Tempi di manovra: 60" - 15" - 8"
Opening/closing time 60" - 15" - 8"

90° **Rotazione Unidirezionale**
Unidirectional rotation

Stesso servomotore per valvole da Ø1/2" fino a Ø1"1/2

From Ø1/2" up to Ø1"1/2 with only one actuator

Accessorio *Optional*	Ø	Codice *Code*	Prezzo € *Price €*
Distanziale per coibentazione semplice *Spacer for pipes insulation without manual override*	1/2" - 1"1/2	**K2S6**	
Guscio di coibentazione in polietilene reticolato espanso *Cross-linked polyethylene closed-cell insulating shell*	1/2" - 3/4"	**GC02**	
	1"	**GC12**	
	1"1/4	**GC22**	
	1"1/2	**GC42**	

VALVOLE A SFERA MOTORIZZATE
MOTORIZED BALL VALVES

2 VIE con servomotore BIDIREZIONALE
WAYS with BIDIRECTIONAL actuator

CORPI VALVOLA - *BODY VALVES*	Attacchi *Attachments*	Kv (m³/h)	Ø	Codice *Code*	Prezzo € *Price €*
	Femmina *Female*	12,5	1/2"	632 FND	
		15,6	3/4"	602 FND	
		31,3	1"	612 FND	
		50,0	1" 1/4	622 FND	
		98,0	1" 1/2	642FND	
	Maschio *Male*	12,5	3/4"	602 MND	
		15,6	1"	612 MND	
		31,3	1" 1/4	622 MND	
		50,0	1" 1/2	642 MND	
	Femmina / Bocchettone *Female / Pipe-unions*	12,2	1/2"	632 FBND	
		15,1	3/4"	602 FBND	
		30,6	1"	612 FBND	
		49,1	1" 1/4	622 FBND	
		96,0	1" 1/2	642 FBND	
	Bocchettone *Pipe-unions*	12,0	1/2"	632 BND	
		14,9	3/4"	602 BND	
		30,0	1"	612 BND	
		48,2	1" 1/4	622 BND	
		94,1	1" 1/2	642 BND	

SERVOMOTORI - *ACTUATORS*	Controllo *Control*	Auxiliary *Switch*	Alimentaz. *Supply*	Tempi *On/Off*	Codice *Code*	Prezzo € *Price €*
	Comando a 3 FILI (*) *3-WIRES Control*	Senza *No aux. switch*	230V	60"	P7A3	
			24V		P7S3	
			230V	15"	P7A3W	
			24V		P7S3W	
			230V	8"	P7A3X	
			24V		P7S3X	
		1 C. Aux. *1 Auxiliary-Switch*	230V	60"	P7B3	
			24V		P7C3	
			230V	15"	P7B3W	
			24V		P7C3W	
			230V	8"	P7B3X	
			24V		P7C3X	
		2 C. Aux. ON/OFF *2 SPST Aux. Sw.*	230V	60"	P7X3	
			24V		P7Y3	
			230V	15"	P7X3W	
			24V		P7Y3W	
			230V	8"	P7X3X	
			24V		P7Y3X	
	Comando a 2 FILI (**) *2-WIRES Control*	Senza *No aux. switch*	230V	60"	T7A3	
			24V		T7S3	
			230V	15"	T7A3W	
			24V		T7S3W	
			230V	8"	T7A3X	
			24V		T7S3X	
		1 C. Aux. *1 Auxiliary-Switch*	230V	60"	T7B3	
			24V		T7C3	
			230V	15"	T7B3W	
			24V		T7C3W	
			230V	8"	T7B3X	
			24V		T7C3X	

(*) = per il comando di 1 solo servomotore con 1 termostato - (**) = per il comando di più servomotori con 1 solo termostato

Con o senza Micro Ausiliario
With or without Auxiliary Switch

Tempi di manovra: 60" - 15" - 8"
Opening/closing time 60" - 15" - 8"

90° **Rotazione Bidirezionale**
Bidirectional rotation

Stesso servomotore per valvole da Ø1/2" fino a Ø1"1/2

From Ø1/2" up to Ø1"1/2 with only one actuator

Accessorio *Optional*	Ø	Codice *Code*	Prezzo € *Price €*
Distanziale per coibentazione semplice *Spacer for pipes insulation without manual override*	1/2" - 1"1/2	K3M7	
Guscio di coibentazione in polietilene reticolato espanso *Cross-linked polyethylene closed-cell insulating shell*	1/2" - 3/4"	GC02	
	1"	GC12	
	1"1/4	GC22	
	1"1/2	GC42	

VALVOLE A SFERA MOTORIZZATE
MOTORIZED BALL VALVES

3 VIE DEVIATRICI A 3 FORI
-WAYS "T" BORED BALL

CORPI VALVOLA - *BODY VALVES*

Attacchi *Attachments*	Kv (m³/h)	Ø	Codice *Code*	Prezzo € *Price €*
Femmina *Female*	5,5	1/2"	**633 TN**	
	6,3	3/4"	**603 TN**	
	12,9	1"	**613 TN**	
	20,8	1" 1/4	**623 TN**	
	28,0	1" 1/2	**643 TN**	
Maschio *Male*	5,5	3/4"	**603 VN**	
	6,3	1"	**613 VN**	
	12,9	1" 1/4	**623 VN**	
	20,8	1" 1/2	**643 VN**	
Bocchettone *Pipe-unions*	5,0	1/2"	**633 UN**	
	5,7	3/4"	**603 UN**	
	11,2	1"	**613 UN**	
	19,0	1" 1/4	**623 UN**	
	25,5	1" 1/2	**643 UN**	

SERVOMOTORI - *ACTUATORS*

Con o senza Micro Ausiliario
With or without Auxiliary Switch

Tempi di manovra: 60" - 15" - 8"
Opening/closing time 60" - 15" - 8"

Rotazione Bidirezionale
Bidirectional rotation

Stesso servomotore per valvole da Ø1/2" fino a Ø1"1/2

From Ø1/2" up to Ø1"1/2 with only one actuator

Controllo *Control*	Auxiliary *Switch*	Alimentaz. *Supply*	Tempi *On/Off*	Codice *Code*	Prezzo € *Price €*
Comando a 3 FILI (*) *3-WIRES Control*	Senza *No aux. switch*	230V	60"	**P7A3**	
		24V		**P7S3**	
		230V	15"	**P7A3W**	
		24V		**P7S3W**	
		230V	8"	**P7A3X**	
		24V		**P7S3X**	
	1 C. Aux. *1 Auxiliary-Switch*	230V	60"	**P7B3**	
		24V		**P7C3**	
		230V	15"	**P7B3W**	
		24V		**P7C3W**	
		230V	8"	**P7B3X**	
		24V		**P7C3X**	
	2 C. Aux. ON/OFF *2 SPST Aux. Sw.*	230V	60"	**P7X3**	
		24V		**P7Y3**	
		230V	15"	**P7X3W**	
		24V		**P7Y3W**	
		230V	8"	**P7X3X**	
		24V		**P7Y3X**	
Comando a 2 FILI (**) *2-WIRES Control*	Senza *No aux. switch*	230V	60"	**T7A3**	
		24V		**T7S3**	
		230V	15"	**T7A3W**	
		24V		**T7S3W**	
		230V	8"	**T7A3X**	
		24V		**T7S3X**	
	1 C. Aux. *1 Auxiliary-Switch*	230V	60"	**T7B3**	
		24V		**T7C3**	
		230V	15"	**T7B3W**	
		24V		**T7C3W**	
		230V	8"	**T7B3X**	
		24V		**T7C3X**	

(*) = per il comando di 1 solo servomotore con 1 termostato - (**) = per il comando di più servomotori con 1 solo termostato

Accessorio *Optional*	Ø	Codice *Code*	Prezzo € *Price €*
Distanziale semplice - Spacer for insulation	1/2" - 1"1/2	**K3S7**	
Distanziale per coibentazione con azionamento manuale Spacer for pipes insulation with manual override		**K3M7**	
Guscio di coibentazione in polietilene reticolato espanso *Cross-linked polyethylene closed-cell insulating shell*	1/2" - 3/4"	**GC03**	
	1"	**GC13**	
	1"1/4	**GC23**	
	1"1/2	**GC43**	

VALVOLE A SFERA MOTORIZZATE
MOTORIZED BALL VALVES

3 VIE DEVIATRICI **LATERALI**
*-WAYS **LATERAL** DEVIATING*

CORPI VALVOLA - *BODY VALVES*	Attacchi *Attachments*	Kv (m³/h)	Ø	**Codice *Code***	**Prezzo € *Price €***
	Femmina *Female*	7,1 / 5,5	1/2”	**633 FC**	
		7,5 / 5,5	3/4”	**603 FC**	
		26,0 / 6,5	1”	**613 FC**	
		50,0 / 7,3	1” 1/4	**623 FC**	
		98,0 / 11,3	1" 1/2	**643 FC**	
	Maschio *Male*	7,1 / 5,5	3/4”	**603 MC**	
		7,5 / 5,5	1”	**613 MC**	
		26,0 / 6,5	1” 1/4	**623 MC**	
		50,0 / 7,3	1” 1/2	**643 MC**	
	Bocchettone *Pipe-unions*	6,8 / 5,2	1/2”	**633 BC**	
		7,2 / 5,2	3/4”	**603 BC**	
		24,8 / 6,2	1”	**613 BC**	
		48,2 / 7,0	1” 1/4	**623 BC**	
		94,1 / 10,9	1" 1/2	**643 BC**	

SERVOMOTORI - *ACTUATORS*	Controllo *Control*	Auxiliary *Switch*	Alimentaz. *Supply*	Tempi *On/Off*	**Codice *Code***	**Prezzo € *Price €***
	Comando a 3 FILI (*) *3-WIRES Control*	Senza *No aux. switch*	230V	60”	**P7A3**	
			24V		**P7S3**	
			230V	15”	**P7A3W**	
			24V		**P7S3W**	
			230V	8"	**P7A3X**	
			24V		**P7S3X**	
		1 C. Aux. *1 Auxiliary-Switch*	230V	60”	**P7B3**	
			24V		**P7C3**	
			230V	15”	**P7B3W**	
			24V		**P7C3W**	
			230V	8"	**P7B3X**	
			24V		**P7C3X**	
		2 C. Aux. ON/OFF *2 SPST Aux. Sw.*	230V	60”	**P7X3**	
			24V		**P7Y3**	
			230V	15”	**P7X3W**	
			24V		**P7Y3W**	
			230V	8"	**P7X3X**	
			24V		**P7Y3X**	
	Comando a 2 FILI (**) *2-WIRES Control*	Senza *No aux. switch*	230V	60”	**T7A3**	
			24V		**T7S3**	
			230V	15”	**T7A3W**	
			24V		**T7S3W**	
			230V	8"	**T7A3X**	
			24V		**T7S3X**	
		1 C. Aux. *1 Auxiliary-Switch*	230V	60”	**T7B3**	
			24V		**T7C3**	
			230V	15”	**T7B3W**	
			24V		**T7C3W**	
			230V	8"	**T7B3X**	
			24V		**T7C3X**	

(*) = per il comando di 1 solo servomotore con 1 termostato - (**) = per il comando di più servomotori con 1 solo termostato

Con o senza Micro Ausiliario
With or without Auxiliary Switch

Tempi di manovra: 60" - 15" - 8"
Opening/closing time 60" - 15" - 8"

90° **Rotazione Bidirezionale**
Bidirectional rotation

Stesso servomotore per valvole da Ø1/2" fino a Ø1"1/2

From Ø1/2" up to Ø1"1/2 with only one actuator

Accessorio *Optional*	**Ø**	**Codice *Code***	**Prezzo € *Price €***
Distanziale semplice - Spacer for insulation	1/2" - 1"1/2	**K3S7**	
Distanziale per coibentazione con azionamento manuale Spacer for pipes insulation with manual override		**K3M71**	
Guscio di coibentazione in polietilene reticolato espanso *Cross-linked polyethylene closed-cell insulating shell*	1/2" - 3/4"	**GC03**	
	1"	**GC13**	
	1"1/4	**GC23**	
	1"1/2	**GC43**	

VALVOLE A SFERA MOTORIZZATE
MOTORIZED BALL VALVES

3 VIE DEVIATRICI A 2 FORI
-WAYS "L" BORED BALL

CORPI VALVOLA - *BODY VALVES*

Attacchi *Attachments*	Kv (m³/h)	Ø	Codice *Code*	Prezzo € *Price €*
Femmina *Female*	5,5	1/2"	**633 FN**	
	6,3	3/4"	**603 FN**	
	12,9	1"	**613 FN**	
	20,8	1" 1/4	**623 FN**	
Maschio *Male*	5,5	3/4"	**603 MN**	
	6,3	1"	**613 MN**	
	12,9	1" 1/4	**623 MN**	
	20,8	1" 1/2	**643 MN**	
Bocchettone *Pipe-unions*	5,0	1/2"	**633 BN**	
	5,7	3/4"	**603 BN**	
	11,2	1"	**613 BN**	
	19,0	1" 1/4	**623 BN**	

SERVOMOTORI - *ACTUATORS*

Con o senza Micro Ausiliario
With or without Auxiliary Switch

Tempi di manovra: 120" - 30" - 16"
Opening/closing time 120"- 30"- 16"

90° **Rotazione Bidirezionale**
Bidirectional rotation

Stesso servomotore per valvole da Ø1/2" fino a Ø1"1/4

From Ø1/2" up to Ø1"1/4 with only one actuator

Controllo *Control*	Auxiliary *Switch*	Alimentaz. *Supply*	Tempi *On/Off*	Codice *Code*	Prezzo € *Price €*
Comando a 3 FILI (*) *3-WIRES Control*	Senza *No aux. switch*	230V	120"	**P6A3**	
		24V		**P6S3**	
		230V	30"	**P6A3W**	
		24V		**P6S3W**	
		230V	16"	**P6A3X**	
		24V		**P6S3X**	
	1 C. Aux. *1 Auxiliary-Switch*	230V	120"	**P6B3**	
		24V		**P6C3**	
		230V	30"	**P6B3W**	
		24V		**P6C3W**	
		230V	16"	**P6B3X**	
		24V		**P6C3X**	
	2 C. Aux. ON/OFF *2 SPST Aux. Sw.*	230V	120"	**P6X3**	
		24V		**P6Y3**	
		230V	30"	**P6X3W**	
		24V		**P6Y3W**	
		230V	16"	**P6X3X**	
		24V		**P6Y3X**	
Comando a 2 FILI (**) *2-WIRES Control*	Senza *No aux. switch*	230V	120"	**T6A3**	
		24V		**T6S3**	
		230V	30"	**T6A3W**	
		24V		**T6S3W**	
		230V	16"	**T6A3X**	
		24V		**T6S3X**	
	1 C. Aux. *1 Auxiliary-Switch*	230V	120"	**T6B3**	
		24V		**T6C3**	
		230V	30"	**T6B3W**	
		24V		**T6C3W**	
		230V	16"	**T6B3X**	
		24V		**T6C3X**	

(*) = per il comando di 1 solo servomotore con 1 termostato - (**) = per il comando di più servomotori con 1 solo termostato

Accessorio *Optional*	Ø	Codice *Code*	Prezzo € *Price €*
Distanziale semplice - Spacer for insulation	1/2" - 1"1/4	**K3S7**	
Distanziale per coibentazione con azionamento manuale Spacer for pipes insulation with manual override		**K3M6 (***)**	
Guscio di coibentazione in polietilene reticolato espanso *Cross-linked polyethylene closed-cell insulating shell*	1/2" - 3/4"	**GC03**	
	1"	**GC13**	
	1"1/4	**GC23**	

(***) = Abbinabile soltanto a servomotori a pagina 49 **(***) = *To be connected to actuators indicated on page 49***

SERVOMOTORI SPECIALI - *SPECIAL ACTUATORS*

PER VALVOLE A 2 VIE - *FOR 2-WAYS VALVES*

SERVOMOTORE con DOPPIO CONTATTO AUX. IN DEVIAZIONE
DOUBLE AUX. SWITCH SPDT ACTUATOR

Protezione *IP Rating*	Auxiliary *Microswitch*	Alimentaz. *Supply*	Tempo manovra *Rotation time*	**Codice** ***Code***	**Prezzo €** ***Price €***
IP65	Doppio *Double*	230V	60”	**P6E2**	
		24V	60”	**P6F2**	

PER VALVOLE A 3 VIE A 2 FORI - *FOR 3-WAYS "L" BORED VALVES*

SERVOMOTORE con DOPPIO CONTATTO AUX. IN DEVIAZIONE
DOUBLE AUX. SWITCH SPDT ACTUATOR

Protezione *IP Rating*	Auxiliary *Microswitch*	Alimentaz. *Supply*	Tempo manovra *Rotation time*	**Codice** ***Code***	**Prezzo €** ***Price €***
IP65	Doppio *Double*	230V	60”	**P6E3**	
		24V	60”	**P6F3**	

SERVOMOTORI a 3 POSIZIONI
3 END POSITION ACTUATOR with 1 position valve CLOSED

IP65	Senza *No aux. switch*	230V	120"	**P7P3**	
		24V	120"	**P7Q3**	

SERVOMOTORI abbinabili a PROLUNGHE con azionamento MANUALE
ACTUATORS for SPACERS with MANUAL OVERRIDE (Cod. K3M6)

K3M6

Rotazione Bidirezionale
Reversible Servomotor

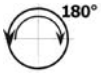

Comando a 3 FILI *3-WIRES Control*	1 C. Aux. *1 Auxiliary Switch*	230V	120”	**U7B3**	
		24V	120”	**U7C3**	
		230V	30”	**U7B3W**	
		24V	30”	**U7C3W**	
	2 C. Aux. *2 Auxiliary Switch*	230V	120”	**U7X3**	
		24V	120”	**U7Y3**	
		230V	30”	**U7X3W**	
		24V	30”	**U7Y3W**	
Comando a 2 FILI *2-WIRES Control*	1 C. Aux. *1 Auxiliary Switch*	230V	120”	**V7B3**	
		24V	120”	**V7C3**	
		230V	30”	**V7B3W**	
		24V	30”	**V7C3W**	

PER VALVOLE 3 VIE a "T" o con rotazione di 90°
FOR 3-WAYS "T" BORED or valves with 90° rotation

SERVOMOTORE con DOPPIO CONTATTO AUX. IN DEVIAZIONE
DOUBLE AUX. SWITCH SPDT ACTUATOR

Protezione *IP Rating*	Auxiliary *Microswitch*	Alimentaz. *Supply*	Tempo manovra *Rotation time*	**Codice** ***Code***	**Prezzo €** ***Price €***
IP65	Doppio in cavo separato	230V	60”	**P7E3**	
		24V	60”	**P7F3**	

PER VALVOLE A 3 VIE DEVIATRICI LATERALI
FOR 3-WAYS LATERAL DEVIATING VALVES

SERVOMOTORI a 3 POSIZIONI DI APERTURA
3-WAYS MID POSITION ACTUATOR

Protezione *IP Rating*	Auxiliary *Microswitch*	Alimentaz. *Supply*	Tempo manovra *Rotation time*	**Codice** ***Code***	**Prezzo €** ***Price €***
IP65	Senza *No aux. switch*	230V	60"	**P7T3**	
		24V	60"	**P7R3**	

de pala
Italian OEM Technology

5° gruppo: MIX

MIXING TYPE

Novità: valvole di regolazione compatte a pagina 53

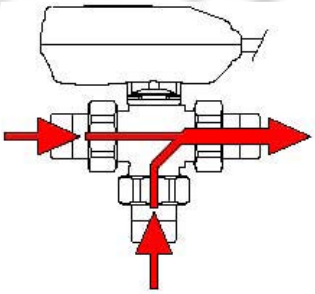

Ideali per le regolazioni automatiche in:
IMPIANTI DI RISCALDAMENTO E CONDIZIONAMENTO CIVILI ED INDUSTRIALI CHE RICHIEDONO IL CONTROLLO DELLA PORTATA DI ACQUA O LA MISCELAZIONE DI DUE FLUSSI CALDO E FREDDO IN INGRESSO PER IL CONTROLLO DELLA TEMPERATURA DELLA ACQUA MISCELATA IN USCITA.

Mixing valves are suitable for:
PRIVATE AND INDUSTRIAL HEATING PLANTS IN WHICH A PRECISE FLOW RATE CONTROL IS NEEDED AND TO ACHIEVE AN ACCURATE MIXING OF COLD AND HOT INLET FLUIDS, TO REACH AN OPTIMAL OUTLET FLUID CONTROL.



A PAG. 58-59:
REGOLATORI CLIMATICI
CLIMATIC CONTROL UNITS
SEE PAGES 58-59

VALVOLE DI REGOLAZIONE MODULANTI A SFERA

ASSENZA DI PICCHI DI PORTATA INIZIALE - OTTIMA STABILITA' DI REGOLAZIONE
Kvs PROPORZIONATI ALLE PERDITE DI CARICO IMPIANTO - TENUTA COMPLETA IN CHIUSURA

MODULATING REGULATION BALL VALVES

NO STARTING HIGH FLOW RATE PEAKS - HIGH REGULATING STABILITY
Kvs PROPORTIONALLY RELATED TO HEAD LOSSES OF THE PLANT

INGOMBRI VALVOLE E SERVOMOTORI
OVERALL DIMENSIONS VALVES & ACTUATORS

B: diam. filetto attacchi Bocchettone.
B: *Pipe-unions thread connection diameter.*

M: diam. filetto maschio.
M: *Male thread diameter.*

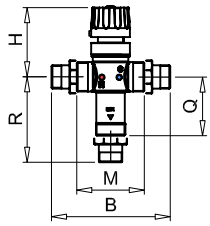

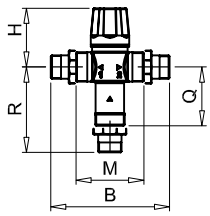

B	M	H	M	B	Q	R	H	M	B	Q	R
1/2"	**3/4"**	66	60	116	52	80	52	60	116	52	80
3/4"	**1"**	67	70	130	49	79	56	70	130	49	79
1"	**1" 1/4**	78	96	166	62	97	-	-	-	-	-
1" 1/4	**1" 1/2**	78	104	180	66	104	-	-	-	-	-

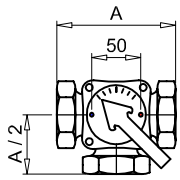

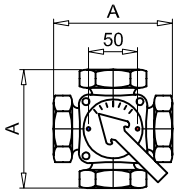

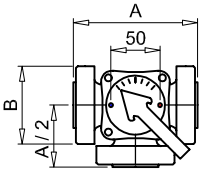

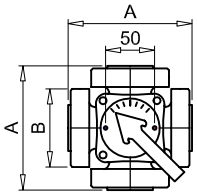

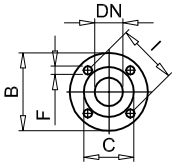

Ø	KV	A	A/2	DN	KV	A	A/2	B	I	F
3/4"	11,7	85	42,5	**40**	40	180	90	130	100	14
1"	16,0	85	42,5	**50**	62	200	100	140	110	14
1"1/4	21,8	122	61	**65**	100	200	100	160	130	14
1"1/2	40,0	135	67,5	**80**	185	234	117	190	150	18
2"	62,0	180	90	**100**	330	160	80	210	170	18

F & B: diam. filetto attacco Femmina e Bocchettone.
F & B: *Female and pipe-unions thread connection diameter*
M: diam. filetto maschio.
M: *Male thread diameter.*
Per dimensioni valvole comando a 3 punti vedere pag. 19
Overall dimensions 3-point control valves see page 19

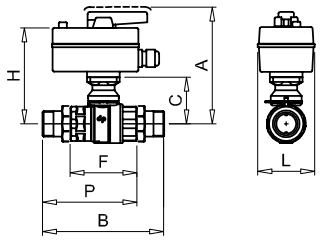

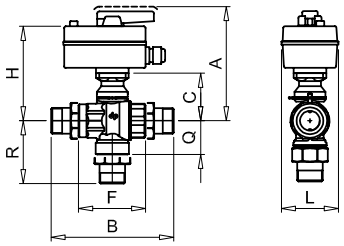

F & B	M	H	A min.	C	F	P	B	L	H	A min.	C	F	B	Q	R	L
1/2"	**3/4"**	137	143	57	77	105	131		137	143	57	76	130	38	65	
3/4"	**1"**					108	139						136		68	
1"	**1"1/4**	140	146	60	87	121	156	73	141	147	61	86	155	43	78	73
1"1/4	**1"1/2**	144	150	64	94	133	172		144	150	64	94	172	47	86	
1"1/2	**-**	152	158	72	108	151	193		152	158	72	108	193	60	102	

* Misure VALVOLE EQUI con MOTORI A 3 PUNTI a pag. 19 - Valvole MISCELATRICI modulanti LATERALI: pag. 11.
** Dimensions EQUI VALVES wiht 3-point control actuators at page 19 - LATERAL modulating MIXING VALVES at page 11.*

VALVOLE MISCELATRICI MOTORIZZATE E TERMOSTATICHE

MISCELATORI TERMOSTATICI - VALVOLE MISCELATRICI MOTORIZZATE IN OTTONE E GHISA
REGOLATORI CLIMATICI ANALOGICI - REGOLATORI DIGITALI UNIVERSALI per HVAC

THERMOSTATIC AND MOTORIZED MIXING VALVES

THERMOSTATIC MIXING VALVES - BRASS AND CAST IRON MOTORIZED MIXING VALVES
ANALOGIC CLIMATIC CONTROL UNITS - HVAC DIGITAL UNIVERSAL CONTROL UNITS

VALVOLE A SFERA MISCELATRICI MODULANTI e di CONTROLLO di PORTATA
MODULATING EQUIPERCENTAGE MIXING and FLOW CONTROL BALL VALVES

	Attacchi *Attachments*	Ø	Kvs (m³/h)	Codice *Code*	Prezzo € *Price €*
3 VIE MISCELATRICI MODULANTI EQUI ***3-PORT MODULATING MIXING EQUI VALVES***	Femmina Female	1/2"	0,63	**E23F0**	
			1,0	**E23F1**	
			1,6	**E23F2**	
			2,5	**E23F3**	
			4,0	**E23F4**	
		3/4"	1,6	**E33F2**	
			2,5	**E33F3**	
			4,0	**E33F4**	
			6,3	**E33F6**	
		1"	6,3	**E43F6**	
			10	**E43F5**	
		1"1/4	10	**E53F5**	
			16	**E53F8**	
		1"1/2	16	**E63F8**	
			25	**E63F9**	
	Bocchettone *Pipe-unions*	1/2"	0,63	**E23B0**	
			1,0	**E23B1**	
			1,6	**E23B2**	
			2,5	**E23B3**	
			4,0	**E23B4**	
		3/4"	1,6	**E33B2**	
			2,5	**E33B3**	
			4,0	**E33B4**	
			6,3	**E33B6**	
		1"	6,3	**E43B6**	
			10	**E43B5**	
		1"1/4	10	**E53B5**	
			16	**E53B8**	
		1"1/2	16	**E63B8**	
			25	**E63B9**	

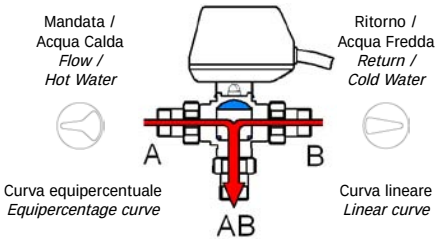

regolazione sulla via A-AB 15° ÷ 90°
regulation on A-AB way 15° ÷ 90°

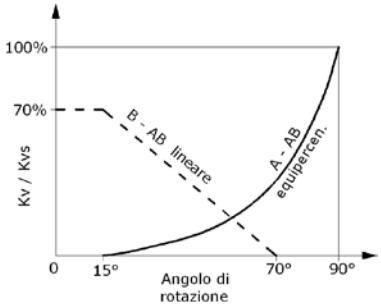

CURVA DI PORTATA EQUIPERCENTUALE: . Il rapporto Kv/Kvs tra 0 e 100% sulla via diretta A-AB varia in modo **equipercentuale** entro l'angolo di rotazione 15° ÷ 90°. Quello della via di By-pass B-AB varia in modo **lineare** ed inverso tra il 70% e 0 entro l'angolo 15° ÷ 70°.

EQUIPERCENTAGE FLOW CURVE: . *Direct way A-AB: in between 15° and 90° of the shutter rotation angle, Kv/Kvs regulation curve ratio varies in exponential equipercentage mode from 0% to 100%. By-pass way B-AB: curve varies in linear and inverse mode, decreasing flow rate from 70% to 0%in between 15° and 70° of shutter rotation angle.*

2 VIE PER CONTROLLO DI PORTATA EQUI ***2-PORT FLOW CONTROL EQUI VALVES***	Femmina Female	1/2"	0,63	**E22F0**	
			1,0	**E22F1**	
			1,6	**E22F2**	
			2,5	**E22F3**	
			4,0	**E22F4**	
		3/4"	1,6	**E32F2**	
			2,5	**E32F3**	
			4,0	**E32F4**	
			6,3	**E32F6**	
		1"	6,3	**E42F6**	
			10	**E42F5**	
		1"1/4	10	**E52F5**	
			16	**E52F8**	
		1"1/2	16	**E62F8**	
			25	**E62F9**	
	Bocchettone *Pipe-unions*	1/2"	0,63	**E22B0**	
			1,0	**E22B1**	
			1,6	**E22B2**	
			2,5	**E22B3**	
			4,0	**E22B4**	
		3/4"	1,6	**E32B2**	
			2,5	**E32B3**	
			4,0	**E32B4**	
			6,3	**E32B6**	
		1"	6,3	**E42B6**	
			10	**E42B5**	
		1"1/4	10	**E52B5**	
			16	**E52B8**	
		1"1/2	16	**E62B8**	
			25	**E62B9**	

valvola chiusa ***closed valve*** **valvola aperta** ***open valve***

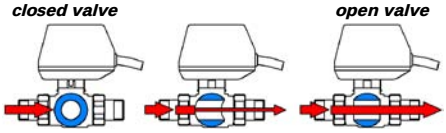

regolazione 15°÷ 90°
regulation 15° ÷ 90°

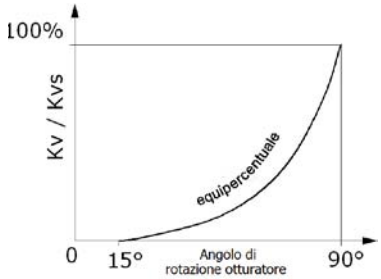

CURVA DI PORTATA EQUIPERCENTUALE
La curva di regolazione del rapporto Kv/Kvs della valvola varia, in modo **equipercentuale**, tra 0 e 100 % nell'angolo di rotazione dell'otturatore tra 15° e 90° Tra 0° e 15° dell'angolo di rotazione, la valvola a 2 vie realizza una chiusura totale.

EQUIPERCENTAGE FLOW CURVE:
In between 15° and 90° of the shutter rotation angle, Kv/Kvs regulation curve ratio varies in equipercentage mode from 0% to 100%.
In between 0° and 15° of its rotation angle, valve performs a complete closure.

ACCESSORI PER VALVOLE - *OPTIONAL FOR BODY VALVES*

Corpo Valvola *Valve Type*	Ø	Codice *Code*	Prezzo € *Price €*
3 vie *3-ways*	1/2" - 3/4"	GC03	
	1"	GC13	
	1"1/4	GC23	
	1"1/2	GC43	
2 vie *2-ways*	1/2" - 3/4"	GC02	
	1"	GC12	
	1"1/4	GC22	
	1"1/2	GC42	

GUSCIO di COIBENTAZIONE in POLIETILENE
POLYETHYLENE INSULATING SHELL

SERVOMOTORI MODULANTI per VALVOLE EQUI
MODULATING ACTUATORS for EQUI VALVES

Comando a 3 punti / 0-10V / 4-20Ma
3-points, 0-10V or 4-20mA signal

90° Rotazione Bidirezionale
Bidirectional rotation

Comando a 3-punti - *3-point control*

Protezione *IP Rating*	Contatto Aux. *Aux. Switch*	Alimentaz. *Supply*	Tempo manovra *Rotation time*	Codice *Code*	Prezzo € *Price €*
IP54	1	230V	120"	M7B3E	
		24V		M7C3E	
IP65	1	230V	120"	P7B3E	
		24V		P7C3E	

Comando 0-10V - *0-10V Control*

Protezione *IP Rating*	Uscita Analogica *Feedback signal*	Alimentaz. *Supply*	Tempo manovra *Rotation time*	Codice *Code*	Prezzo € *Price €*
IP65	0-10 V corrente continua *direct current*	24V	30"	P7EV9V	
			60"	P7EV9	
			120"	P7EV9L	

Comando 4-20mA - *4-20mA Control*

Protezione *IP Rating*	Uscita Analogica *Feedback signal*	Alimentaz. *Supply*	Tempo manovra *Rotation time*	Codice *Code*	Prezzo € *Price €*
IP65	0-10 V corrente continua *direct current*	24V	30"	P7EA9V	
			60"	P7EA9	
			120"	P7EA9L	

VALVOLE Miscelatrici Modulanti LATERALI
LATERAL Modulating Mixing VALVES

NOVITA' *NEW*

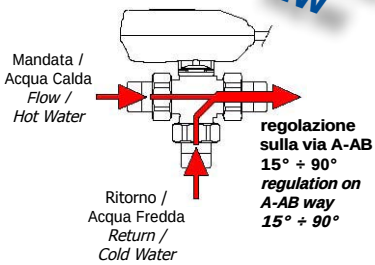

Corpi valvola - *Body valves*

Attacchi *Attachments*	Ø	Kvs (m³/h)	Codice *Code*	Prezzo € *Price €*
Bocchettone *Pipe-unions*	3/4"	2,5	F33B3L	
		4,0	F33B4L	
	1"	4,0	F43B3L	
		6,3	F43B4L	

Servomotori comando a 3-punti - *3-point control Actuators*

Protezione *IP Rating*	Contatto Aux. *Aux. Switch*	Alimentaz. *Supply*	Tempo manovra *Rotation time*	Codice *Code*	Prezzo € *Price €*
IP54	NO	230V	60"	M2AL	
		24V		M2SL	

VALVOLE MISCELATRICI O DEVIATRICI
MIXING OR DEVIATING VALVES

VALVOLE A 3 VIE CON SETTORE - CORPO VALVOLA FILETTATO *3-WAYS SECTOR VALVES - THREADED BODY VALVE*

3 VIE A SETTORE / 3-WAYS WITH SECTOR	Ø	Codice *Code*	Prezzo € *Price €*	Servomotori abbinabili *Coupling Servomotors* a 3 punti	0 ÷ 10 V	4 ÷ 20 mA
	3/4"	**303GS**		M7BE8 M7CE8	M7MV8	M7MA8
	1"	**313GS**				
	1"1/4	**323GS**				
	1"1/2	**343GS**		M8MB9 M8MC9	M8MV9	M8MA9
	2"	**353GS**				

VALVOLE A 3 VIE CON SETTORE - CORPO VALVOLA FLANGIATO *3-WAYS SECTOR VALVES - FLANGED BODY VALVE*

FLANGIA PN 6 UNI EN 1092-1

Depliant D100/16

3 VIE A SETTORE / 3-WAYS WITH SECTOR	DN	Codice *Code*	Prezzo € *Price €*	Servomotori abbinabili *Coupling Servomotors* a 3 punti	0 ÷ 10 V	4 ÷ 20 mA
	40	**343FS**		M8MB9 M8MC9	M8MV9	M8MA9
	50	**353FS**				
	65	**363FS**				
	80	**373FS**				
	100	**383FS**				

VALVOLE A 3 VIE CON ROTORE - CORPO VALVOLA FILETTATO *3-WAYS ROTOR VALVES - THREADED BODY VALVE*

3 VIE A ROTORE / 3-WAYS WITH ROTOR	Ø	Codice *Code*	Prezzo € *Price €*	Servomotori abbinabili *Coupling Servomotors* a 3 punti	0 ÷ 10 V	4 ÷ 20 mA
	3/4"	**303GR**		M7BE8 M7CE8	M7MV8	M7MA8
	1"	**313GR**				
	1"1/4	**323GR**				
	1"1/2	**343GR**		M8MB9 M8MC9	M8MV9	M8MA9
	2"	**353GR**				

VALVOLE A 3 VIE CON ROTORE - CORPO VALVOLA FLANGIATO *3-WAYS ROTOR VALVES - FLANGED BODY VALVE*

FLANGIA PN 6 UNI EN 1092-1

Depliant D100/16

3 VIE A ROTORE / 3-WAYS WITH ROTOR	DN	Codice *Code*	Prezzo € *Price €*	Servomotori abbinabili *Coupling Servomotors* a 3 punti	0 ÷ 10 V	4 ÷ 20 mA
	40	**343FR**		M8MB9 M8MC9	M8MV9	M8MA9
	50	**353FR**				
	65	**363FR**				
	80	**373FR**				
	100	**383FR**				

VALVOLE A 4 VIE CON ROTORE - CORPO VALVOLA FILETTATO *4-WAYS ROTOR VALVES - THREADED BODY VALVE*

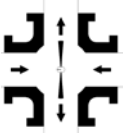

4 VIE A ROTORE / 4-WAYS WITH ROTOR	Ø	Codice *Code*	Prezzo € *Price €*	Servomotori abbinabili *Coupling Servomotors* a 3 punti	0 ÷ 10 V	4 ÷ 20 mA
	3/4"	**304GR**		M7BE8 M7CE8	M7MV8	M7MA8
	1"	**314GR**				
	1"1/4	**324GR**				
	1"1/2	**344GR**		M8MB9 M8MC9	M8MV9	M8MA9
	2"	**354GR**				

VALVOLE A 4 VIE CON ROTORE - CORPO VALVOLA FLANGIATO *4-WAYS ROTOR VALVES - FLANGED BODY VALVE*

FLANGIA PN 6 UNI EN 1092-1

Depliant D100/16

4 VIE A ROTORE / 4-WAYS WITH ROTOR	DN	Codice *Code*	Prezzo € *Price €*	Servomotori abbinabili *Coupling Servomotors* a 3 punti	0 ÷ 10 V	4 ÷ 20 mA
	40	**344FR**		M8MB9 M8MC9	M8MV9	M8MA9
	50	**354FR**				
	65	**364FR**				
	80	**374FR**				
	100	**384FR**				

SERVOMOTORI ABBINATI
COUPLED SERVOMOTORS

Con 1 Micro Ausiliario
With n. 1 Auxiliary Switch

Tempi di manovra 60" - 120" - 180"
Opening/closing time 60" - 120" - 180"

90° Rotazione Bidirezionale
Bidirectional rotation

PER VALVOLE a SETTORE e ROTORE fino a Ø1"1/4 (DN32)
FOR SECTOR & ROTOR VALVES UP TO Ø1"1/4 (DN 32)

Alimentazione 230 Vca - 24Vca - Comando a 3-PUNTI
230 Vac - 24 Vca Power Supply - 3-WIRES Control

Protezione *IP Rating*	Auxiliary *Microswitch*	Alimentaz. *Supply*	Tempo manovra *Rotation time*	**Codice** ***Code***	**Prezzo €** ***Price €***
IP54	1 micro aux. *1 aux. switch*	230V	120"	**M7BE8**	
		24V	120"	**M7CE8**	
IP65	1 micro aux. *1 aux. switch*	230V	120"	**P7BE8**	
		24V	120"	**P7CE8**	

Alimentazione - 24Vca - Comando 0-10V
24 Vca Power Supply - 0-10V

IP40	1 micro aux. *1 aux. switch*	24V	60"	**M7MV8**	
			120"	**M7MV8L**	

Flangia aggancio valvola MIX inclusa
MIX connnection flange included

Alimentazione - 24Vca - Comando 4-20mA
24 Vca Power Supply - 4-20mA Control

IP40	1 micro aux. *1 aux. switch*	24V	60"	**M7MA8**	
			120"	**M7MA8L**	

Flangia aggancio valvola MIX inclusa
MIX connnection flange included

PER VALVOLE a SETTORE e ROTORE con diametri superiori a Ø1"1/4 - DN32
FOR SECTOR & ROTOR VALVES with diameters from Ø1"1/4 - DN 32

Alimentazione 230 Vca - 24Vca - Comando a 3-PUNTI
230 Vac - 24 Vca Power Supply - 3-WIRES Control

Protezione *IP Rating*	Auxiliary *Microswitch*	Alimentaz. *Supply*	Tempo manovra *Rotation time*	**Codice** ***Code***	**Prezzo €** ***Price €***
IP42	1 micro aux. *1 aux. switch*	230V	180"	**M8MB9**	
		24V	180"	**M8MC9**	

Alimentazione - 24Vca - Comando 0-10V
24 Vca Power Supply - 0-10V

IP42	1 micro aux. *1 aux. switch*	24V	60"	**M8MV9**	

Alimentazione - 24Vca - Comando 4-20mA
24 Vca Power Supply - 4-20mA Control

IP42	1 micro aux. *1 aux. switch*	24V	60"	**M8MA9**	

VALVOLA TERMOSTATICA ANTICONDENSA
THERMOSTATIC ANTI-DEW VALVE

Deviazione a 50+5 °C e 60+5 °C

Attacchi Maschio Ø 1"
Attacchi Bocchettone Ø 3/4"

Set Point 50+5 °C or 60+5 °C

Ø 1" Male &
Ø 3/4" Pipe-unions fittings

Funzionamento iniziale
Initial operation

Funzionamento a regime
Steady operation

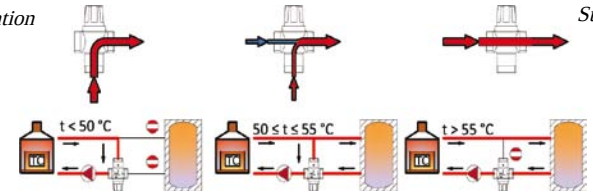

t < 50°C (MTA105)
t < 60°C (MTA106)

t > 50°C + 5°C (MTA105)
t > 60°C + 5°C (MTA106)

Caratteristiche *Features*	Kv (m³/h)	Ø	Taratura *Set Point*	Codice *Code*	Prezzo € *Price €*
Pressione massima di esercizio: 10 bar *Maximum nominal pressure: 10 bar* Pressione di lavoro: 0 ÷ 5 bar *Working pressure: 0 ÷ 5 bar* Temperatura massima acqua calda: 90° C *Hot water maximum temperature: 90° C* **SOLTANTO PER FUNZIONE ANTICONDENSA** ***ONLY FOR ANTICONDENSATION FUNCTION***	2,7	1"	50+5°C	**MTA105**	
		3/4"	50+5°C	**MTA105B (*)**	
		1"	60+5°C	**MTA106**	
		3/4"	60+5°C	**MTA106B (*)**	

(*) = Completo Di Kit Bocchettoni **(*) = *With Pipe-Unions Attachments***

VALVOLA DEVIATRICE TERMOSTATICA
THERMOSTATIC DIVERTING VALVE

Deviazione a 45 °C

Attacchi Maschio Ø 1"
Attacchi Bocchettone Ø 3/4"

Set Point 45 °C

Ø 1" Male &
Ø 3/4" Pipe-unions fittings

Quando l'acqua proveniente dalla via centrale arriva a 45° C, la valvola devia l'acqua da un'uscita laterale all'altra

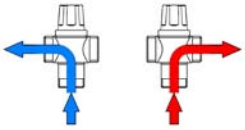

As soon as water coming from middle-way reaches 45° C the thermostatic valve diverts flow from a lateral way to the other.

Caratteristiche *Features*	Kv (m³/h)	Ø	Taratura *Set Point*	Codice *Code*	Prezzo € *Price €*
Pressione massima di esercizio: 10 bar *Maximum nominal pressure: 10 bar* Pressione di lavoro: 1 ÷ 5 bar *Working pressure: 1 ÷ 5 bar* Temperatura massima acqua calda: 100° C *Hot water maximum temperature: 100° C* **PER UTILIZZO CON ACQUA SANITARIA** ***TO BE USED WITH SANITARY WATER***	1,4	3/4"	45 °C	**VDT34**	
		1/2"		**VDT34B (*)**	
	2,0	1"	45 °C	**VDT10**	
		3/4"		**VDT10B (*)**	

(*) = Completo Di Kit Bocchettoni **(*) = *With Pipe-Unions Attachments***

ACCESSORI - *OPTIONAL*

Accessorio *Optional*	Ø	Codice *Code*	Prezzo € *Price €*
Guscio di coibentazione in polietilene reticolato espanso per valvole termostatiche filetto Maschio e Bocchettoni *Cross-linked polyethylene closed-cell insulating shell for Male and Pipe-Union threaded thermostatic valves*	3/4"	**GC0T**	
	1"	**GC1T**	

MISCELATORI TERMOSTATICI
THERMOSTATIC MIXING VALVES

Regola ad un valore prefissato la temperatura dell'acqua in uscita **miscelando** automaticamente l'acqua calda e l'acqua fredda

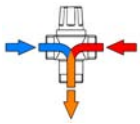

*Thermostatic valve that regulates water temperature at a wished value by an automatic **mixing action** of hot and cold water*

Caratteristiche *Features*	Kv (m³/h)	Ø	Codice *Code*	Prezzo € *Price €*	CORPI VALVOLA *BODY VALVES*
Pressione massima di esercizio: 10 bar *Maximum nominal pressure: 10 bar* Pressione di lavoro: 1 ÷ 5 bar *Working pressure: 1 ÷ 5 bar* Temperatura massima acqua calda: 100° C *Hot water maximum temperature: 100° C* Campo di regolazione temperatura: 30÷65° C *Temperature range: 30÷65° C* **PER UTILIZZO CON ACQUA SANITARIA** ***TO BE USED WITH SANITARY WATER***	1,7	3/4"	MTS34		 Per impianti a pannelli solare *For DHW solar circuits*
		1/2"	MTS34B (*)		
	3,0	1"	MTS10		
		3/4"	MTS10B (*)		
	7,4	1"1/4	MTS54		
		1"	MTS54B (*)		
	7,6	1"1/2	MTS64		
		1"1/4	MTS64B (*)		
Pressione massima di esercizio: 10 bar *Maximum nominal pressure: 10 bar* Pressione di lavoro: 1 ÷ 5 bar *Working pressure: 1 ÷ 5 bar* Temperatura massima acqua calda: 85° C *Hot water maximum temperature: 85° C* Campo di regolazione temperatura: 30÷65° C *Temperature range: 30÷65° C* **PER ACQUA SANITARIA E RISCALDAMENTO** ***FOR HEATING AND SANITARY WATER***	1,8	3/4"	MTC34		 Per impianti a caldaia *For Boiler plants*
		1/2"	MTC34B (*)		
	3,2	1"	MTC10		
		3/4"	MTC10B (*)		
Pressione massima di esercizio: 10 bar *Maximum nominal pressure: 10 bar* Pressione di lavoro: 1 ÷ 5 bar *Working pressure: 1 ÷ 5 bar* Temperatura massima acqua calda: 85° C *Hot water maximum temperature: 85° C* Campo di regolazione temperatura: 20÷65° C *Temperature range: 20÷65° C* **UTILIZZO SOLO RISCALDAMENTO** ***TO BE USED ONLY FOR HEATING PLANTS***	3,2	1"	MTP10		 Per impianti a pannelli radianti *For underfloor heating systems*
		3/4"	MTP10B (*)		
	7,6	1"1/2	MTP64		
		1"1/4	MTP64B (*)		

Regola ad un valore prefissato la temperatura dell'acqua in uscita **miscelando** automaticamente l'acqua calda e l'acqua fredda.

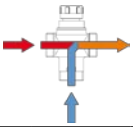

*Thermostatic valve that regulates water temperature at a wished value by an automatic **mixing action** of hot and cold water*

Caratteristiche *Features*	Kv (m³/h)	Ø	Codice *Code*	Prezzo € *Price €*	CORPI VALVOLA *BODY VALVES*
Pressione max statica: 10 bar *Static maximum pressure: 10 bar* Pressione di lavoro: 0 ÷ 5 bar *Working pressure: 0 ÷ 5 bar* Temperatura massima ingresso: 90° C *Hot water maximum temperature: 90° C* Campo di regolazione MTB10: 20÷47 °C Campo di regolazione MTA10: 35÷60 °C *Temperature range MTB10: 20÷47 °C* *Temperature range MTA10: 35÷60 °C* **UTILIZZO SOLO RISCALDAMENTO** ***TO BE USED ONLY FOR HEATING PLANTS***	1,7	1"	MTB10		**MTB10:** Per impianti a pannelli radianti *For underfloor heating systems*
		3/4"	MTB10B (*)		
	3,0	1"	MTA10		
		3/4"	MTA10B (*)		**MTA10:** Per impianti a caldaia *For Boiler plants*

de pala

Italian OEM Technology

6° gruppo: CENTRALINE ELETTRONICHE

ELECTRONIC CONTROL UNITS

NOVITA' - *NEWS*

Centralina digitale MODULANTE con segnale PWM

MODULATING Digital control unit with PWM signal

REGOLATORI CLIMATICI

DELLA TEMPERATURA AMBIENTE CON SONDA DI MANDATA, ESTERNA ED AMBIENTE
CENTRALINE DIGITALI PER IMPIANTI SOLARI, E PER TERMOCAMINI / TERMOSTUFE
TERMOSTATI AMBIENTE MECCANICI E CRONOTERMOSTATI DIGITALI

HVAC UNIVERSAL DIGITAL CONTROLES

TO CONTROL ROOM TEMPERATURE WITH EXTERNAL, ROOM AND INLET SENSOR
DIGITAL TEMPERATURE CONTROLLERS FOR SOLAR SYSTEMS AND FOR FIREPLACES
MECHANIC ROOM THERMOSTAT AND DIGITAL CHRONOTHERMOSTATS

CENTRALINA DI CONTROLLO DIGITALE con pannello in VETRO

PER MODULI DI INTERFACCIA, IMPIANTI SOLARI E PRODUTTORI ISTANTANEI ACS - CON SEGNALE PWM

DIGITAL CONTROL UNIT

TO CONTROL INTERFACE MODULES, SOLAR SYSTEMS AND DHW MODULES - WITH PWM OUTPUT SIGNAL

Termoregolatore digitale da incasso/parete a 3 moduli con finitura vetro senza cornice per una alta resa estetica di facile integrazione nelle abitazioni.
Comandi Touch
Sonda di temperatura elettronica ad immmersione NTC 10K (pozzetto non incluso)
3 termostati con set point di temperatura regolabile
2 ingressi sonda + 1 ingresso flussostato / pressostato
4 uscite di controllo: due contatti ON/OFF (Pompa I° e II°), un contatto in deviazione per valvola a 3 vie ed un contatto pulito per controllo termostato caldaia

Digital Temperature Controller box 3 module for Inbox/Wall borderless glass finish with sharp beautiful design
Touch screen
Electronic temperature bulb NTC 10K (tee not included)
3 adjustable thermostats to control
2 sensor inputs + 1 flow switch / pressure switch input
4 control outputs: two SPST contacts (Circulator I & II), one SPDT contact (3-ways valve), one free voltage SPDT contact (for boiler)

NOVITA' NEW

SERIE GDC	Modello	Codice *Code*	Prezzo € *Price €*
	FINITURA VETRO TOUCH SCREEN ALIMENTAZIONE 230VAC *TOUCH SCREEN BORDERLESS GLASS SCREEN* *230VAC POWER SUPPLY*	**GDCW**	
	SONDA DI MANDATA PER POZZETTO (POZZETTO NON INCLUSO) *BULB SENSOR (TEE NON INCLUDED)*	**BHW10N**	

REGOLATORE DIGITALE UNIVERSALE per HVAC

CON SONDA AMBENTE E SONDA DI MANDATA PER VALVOLE MISCELATRICI O DEVIATRICI MODULANTI

HVAC UNIVERSAL DIGITAL CONTROL

WITH AMBIENT PROBE AND INLET PIPE PROBE FOR MIXING OR DEVIATING VALVES

Regolatore digitale universale preprogrammato e configurabile, predisposto per il controllo di temperatura per UTA, con modalità riscaldamento e raffrescamento.
Regolazione climatica di un impianto di riscaldamento a radiatori ed a pavimento.
Regolazione di acqua calda sanitaria.
Orologio digitale settimanale con vari programmi alternativi e funzione Antilegionella.
DUE uscite di comando : a 3 punti, 0 -10 VDC.

Programmable digital regulator and with pre-settings, to manage ambient temperature of heating and cooling plant.
Climatic regulator of radiators and floor heating plants.
Hot sanitary water control.
Digital weekly timer, with pre-setted programs and Antilegionella program.
TWO control outputs : 3-points control, 0 - 10VDC control.

SERIE OP10	Modello	Codice *Code*	Prezzo € *Price €*
	CON 5 INGRESSI E 5 USCITE ALIMENTAZIONE 24VAC *WITH 5 INPUTS AND 5 OUTPUTS* *24VAC POWER SUPPLY*	**OP104**	
	SONDA DI MANDATA A CONTATTO CON CUSTODIA *INLET SENSOR WITH HOUSING*	**DSC1**	
	SONDA DI MANDATA PER POZZETTO (POZZETTO NON INCLUSO) *BULB SENSOR (TEE NON INCLUDED)*	**DPT6**	
	SONDA DI MANDATA A CONTATTO CON CAVO *CLAMP-ON SENSOR WITH CABLE*	**DSC3**	
	SONDA ESTERNA *OUTDOOR SENSOR*	**DSE2**	
	SONDA AMBIENTE *ROOM SENSOR*	**DSA1**	

TERMOSTATI e CRONOTERMOSTATI AMBIENTE
ROOM THERMOSTATS and CHRONOTHERMOSTATS

TERMOSTATO AMBIENTE
con lampada spia

ROOM THERMOSTAT
with operation light

Caratteristiche tecniche *Technical features*	Codice *Code*	Prezzo € *Price €*
Meccanico a 3 fili - azione tutto o niente *3-wires mechanical type - on/off action* Funzionamento mediante dilatazione soffietto - polmone di gas *Sensor element: stainless steel membrane with gas* Scala da 6° a 30° C *Scale from 6° to 30° C* Differenziale inferiore a 1° C *Differential temperature : less than 1° C* Dimensioni 76 x 76 x 38,5 mm *Overall dimension : 76 x 76 x 38,5 mm*	**TA020**	

Collegamento a 3 fili
3-wires control

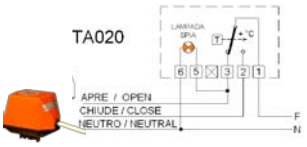

Collegamento a 2 fili
2-wires control

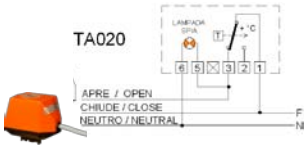

TERMOSTATO AMBIENTE
con interruttore on-off

ROOM THERMOSTAT
with on-off switch

Caratteristiche tecniche *Technical features*	Codice *Code*	Prezzo € *Price €*
Meccanico a 3 fili - azione tutto o niente *3-wires mechanical type - on/off action* Funzionamento mediante dilatazione soffietto - polmone di gas *Sensor element: stainless steel membrane with gas* Scala da 6° a 30° C *Scale from 6° to 30° C* Differenziale inferiore a 1° C *Differential temperature : less than 1° C* Dimensioni 76 x 76 x 38,5 mm *Overall dimension : 76 x 76 x 38,5 mm*	**TA030**	

Collegamento a 3 fili
3-wires control

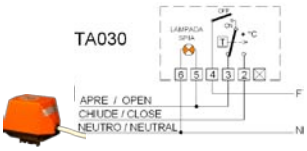

Collegamento a 2 fili
2-wires control

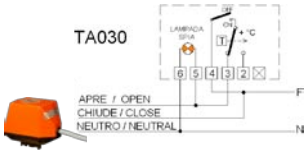

TERMOSTATO AMBIENTE
con interruttore a 3 posizioni:
estate-off-inverno

ROOM THERMOSTAT
with cooling-off-heating switch

Caratteristiche tecniche *Technical features*	Codice *Code*	Prezzo € *Price €*
Meccanico a 3 fili - azione tutto o niente *3-wires mechanical type - on/off action* Funzionamento mediante dilatazione soffietto - polmone di gas *Sensor element: stainless steel membrane with gas* Scala da 6° a 30° C *Scale from 6° to 30° C* Differenziale inferiore a 1° C *Differential temperature : less than 1° C* Dimensioni 76 x 76 x 38,5 mm *Overall dimension : 76 x 76 x 38,5 mm*	**TA040**	

Collegamento a 3 fili
3-wires control

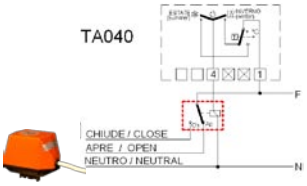

Collegamento a 2 fili
2-wires control

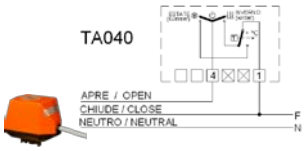

CRONOTERMOSTATO AMBIENTE
settimanale

ROOM CHRONOTHERMOSTAT
with weekly settings

Caratteristiche tecniche *Technical features*	Codice *Code*	Prezzo € *Price €*
Dimensioni 100 x 80 x 20 mm *Overall dimension : 100 x 80 x 20 mm* Alimentazione 2 pile (1,5V AAA alcaline) Power supply: 2 batteries *(1,5V AAA alkaline)* 4 livelli di temperatura: confort–economica–antigelo–spento *nr. 4 temperature levels* confort–economicy–antifreeze–off 3 programmi fissi ed 1 indipendente giornaliero nr.3 Fixed programs + 1 daily free program Differenziale programmabile da 0,2 a 2° C *Differential temperature : from 0,2 to 2° C* Codice PAS a protezione della programmazione *PAS code for protected programs* Avviso batterie esaurite *exhausted battery warning* Scala di temperatura da 5 a 35° C *Temperature range : from 5 to 35° C*	**CTA10**	

Collegamento a 3 fili
3-wires control

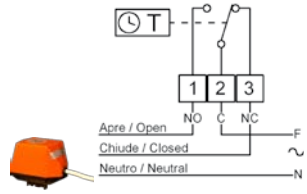

CENTRALINE ELETTRONICHE per IMPIANTI SOLARI e TERMOCAMINI-TERMOSTUFE
ELECTRONIC UNITS for SOLAR PLANTS and FIREPLACES

CENTRALINA DIGITALE PER PANNELLI SOLARI A CIRCOLAZIONE NATURALE
DIGITAL TEMPERATURE CONTROLLER FOR SOLAR SYSTEMS WITH NATURAL CIRCULATION SOLAR PANELS

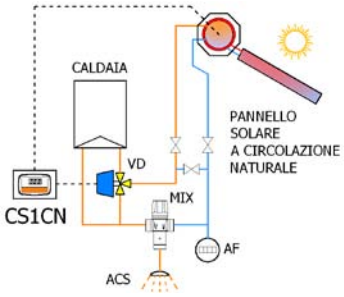

Caratteristiche tecniche *Technical features*	Codice *Code*	Prezzo € *Price €*
Termoregolatore digitale da incasso/parete a 3 moduli. Sonda di temperatura elettronica T1 NTC 10K Uscita controllo valvola deviatrice a 3 vie ACS (Acqua Calda Sanitaria) Uscita per integrazione produzione ACS	**CS1CN** da incasso *inbox version*	
Digital Temperature Controller box 3 module for Inbox/Wall *Electronic temperature probe T1 NTC 10K* *Output for 3-ways deviating valve for Hot Sanitary Water* *Output signal for Hot Sanitary Water integration*	**CS3CN** da parete *wall version*	

CENTRALINA DIGITALE PER PANNELLI SOLARI A CIRCOLAZIONE FORZATA
DIGITAL TEMPERATURE CONTROLLER FOR SOLAR SYSTEMS WITH FORCED CIRCULATION SOLAR PANELS

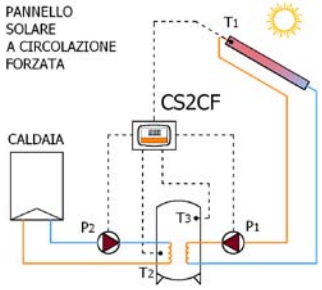

Caratteristiche tecniche *Technical features*	Codice *Code*	Prezzo € *Price €*
Termoregolatore digitale da incasso/parete a 3 moduli 3 Sonde di temperatura elettroniche T1 - T2 - T3 NTC 100K Uscita controllo pompa P1 del panello solare Uscita controllo pompa P2 integrazione caldaia	**CS2CF** da incasso *inbox version*	
Digital Temperature Controller box 3 module for Inbox/Wall *3 electronic temperature probes T1 - T2 - T3 NTC 100K* *Output signal for P1 Solar Panel circulator* *Output signal for P2 Boiler Integration circulator*	**CS4CF** da parete *wall version*	

CENTRALINA DIGITALE PER TERMOCAMINI
DIGITAL TEMPERATURE CONTROLLER FOR FIREPLACE PLANTS INTERFACE

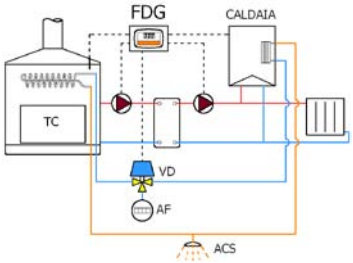

Caratteristiche tecniche *Technical features*	Codice *Code*	Prezzo € *Price €*
Termoregolatore digitale da incasso/parete a 3 moduli Sonda di temperatura elettronica NTC 10K più pozzetto 1/2" 3 termostati regolabili temperatura d'intervento termocamino 4 uscite di controllo: Pompa I° e II°, valvola a 3 vie e caldaia	**FDG** da incasso *inbox version*	
Digital Temperature Controller box 3 module for Inbox/Wall *Electronic temperature probe NTC 10K with 1/2" pocket connection* *3 adjustable thermostats to control* *4 control outputs: Circulator I & II, 3-ways valve, boiler*	**FDGP** da parete *wall version*	

CENTRALINA MECCANICA COMPATTA PER TERMOCAMINI
MECHANICAL TEMPERATURE CONTROLLER FOR FIREPLACES

Collegamenti elettrici
Wiring diagram

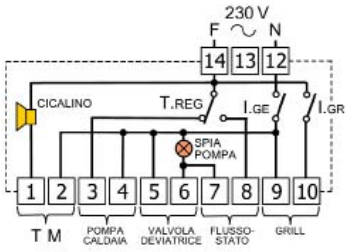

Caratteristiche tecniche *Technical features*	Codice *Code*	Prezzo € *Price €*
Termoregolatore **meccanico** da incasso a 4 moduli Termostato e termometro analogico a bulbo Termostato di sicurezza e cicalino allarme acustico Uscite di controllo pompa Termocamino, Valvola deviatrice, caldaia e grill *Mechanical Temperature Controller box 4 module* *Bulb analogic thermostat and thermometer* *Security thermostat with alarm buzzer* *4 control outputs: Fireplace circulator, deviating* valve, boiler and grill	**FMA**	

de pala
Italian OEM Technology

7° gruppo: ENERGIE RINNOVABILI

RENEWABLE ENERGIES

KIT COLLEGAMENTO SOLARE - CALDAIA
SOLAR - GAS BOILER INTEGRATION KITS

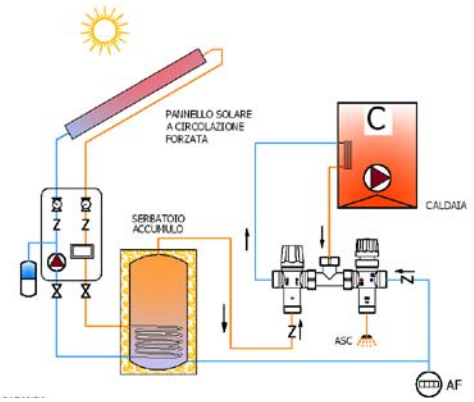

Per riscaldamento e produzione ACS con fonti di calore rinnovabili

Con deviatrice termostatica o deviatrice motorizzata & centralina

Con attacchi a bocchettoni

For heating and DHW production by means of renewable heating sources

With thermostatic or motorized diverting valve & control unit.

With pipe-union attachments

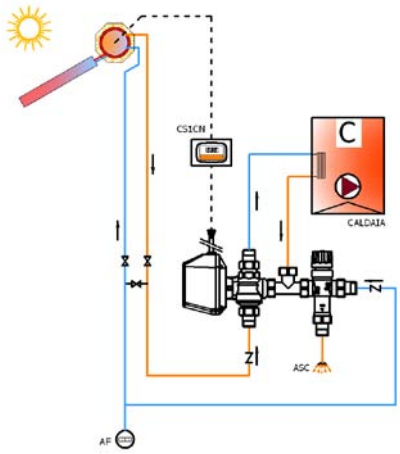

Descrizione *Description*	Ø	Codice *Code*	Prezzo € *Price €*
Kit Solare Caldaia Motorizzato dotato di COIBENTAZIONE e con Centralina Digitale *Kit Solar Boiler Motorized version with INSULATING SHELL and Control Unit*	1/2"	KSCM12	
	3/4"	KSCM34	
Kit Solare Caldaia Termostatico *Kit Solar Boiler Thermostatic version*	1/2"	KSCT12	
	3/4"	KSCT34	

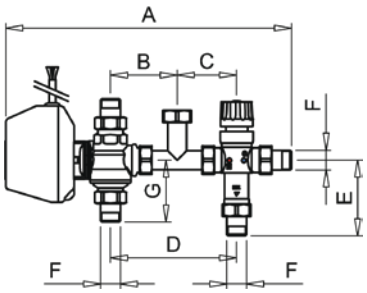

INGOMBRI - *OVERALL DIMENSIONS*

Codice - *Code*	F Ø	A	B	C	D	E	G
KSCT12	1/2"	231	58	58	116	80	-
KSCT34	3/4"	267	68	68	136	79	-
KSCM12	1/2"	302	70	63	133	80	65
KSCM34	3/4"	315	70	68	138	79	68

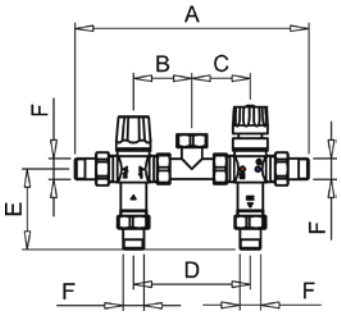

	Modello *Model*	Versione *Version*	Caratteristiche Features	Potenz *ower*	Codice *Code*	Prezzo € *Price €*
BF0 Dimensioni: 32,5x50x15cm		Completo di Mantello e Centralina *With Metallic Cabinet and Control Unit*	autonomo *no boiler connection*	25 kW	**BF03AC**	
				35 kW	**BF04AC**	
				45 kW	**BF05AC**	
			con stacchi caldaia *with boiler connection pipes*	25 kW	**BF03CC**	
				35 kW	**BF04CC**	
		Con Centralina senza Mantello *With Control Unit without Cabinet*	autonomo *no boiler connection*	25 kW	**BF03AR**	
				35 kW	**BF04AR**	
				45 kW	**BF05AR**	
			con stacchi caldaia *with boiler connection pipes*	25 kW	**BF03CR**	
				35 kW	**BF04CR**	
		Dima idraulica nuda *Without Cabinet nor Control Unit*	autonomo *no boiler connection*	25 kW	**BF03AN**	
				35 kW	**BF04AN**	
				45 kW	**BF05AN**	
			con stacchi caldaia *with boiler connection pipes*	25 kW	**BF03CN**	
				35 kW	**BF04CN**	
BF1 Dimensioni: 37,5x50x15cm		Completo di Mantello e Centralina *With Metallic Cabinet and Control Unit*	autonomo *no boiler connection*	25 kW	**BF13AC**	
				35 kW	**BF14AC**	
				45 kW	**BF15AC**	
			con stacchi caldaia *with boiler connection pipes*	25 kW	**BF13CC**	
				35 kW	**BF14CC**	
		Con Centralina senza Mantello *With Control Unit without Cabinet*	autonomo *no boiler connection*	25 kW	**BF13AR**	
				35 kW	**BF14AR**	
				45 kW	**BF15AR**	
			con stacchi caldaia *with boiler connection pipes*	25 kW	**BF13CR**	
				35 kW	**BF14CR**	
		Dima idraulica nuda *Without Cabinet nor Control Unit*	autonomo *no boiler connection*	25 kW	**BF13AN**	
				35 kW	**BF14AN**	
				45 kW	**BF15AN**	
			con stacchi caldaia *with boiler connection pipes*	25 kW	**BF13CN**	
				35 kW	**BF14CN**	
BF2 Dimensioni: 45x55x15cm		Completo di Mantello e Centralina *With Metallic Cabinet and Control Unit*	autonomo *no boiler connection*	25 kW	**BF23AC**	
				35 kW	**BF24AC**	
			con stacchi caldaia *with boiler connection pipes*	25 kW	**BF23CC**	
				35 kW	**BF24CC**	
		Con Centralina senza Mantello *With Control Unit without Cabinet*	autonomo *no boiler connection*	25 kW	**BF23AR**	
				35 kW	**BF24AR**	
			con stacchi caldaia *with boiler connection pipes*	25 kW	**BF23CR**	
				35 kW	**BF24CR**	
		Dima idraulica nuda *Without Cabinet nor Control Unit*	autonomo *no boiler connection*	25 kW	**BF23AN**	
				35 kW	**BF24AN**	
			con stacchi caldaia *with boiler connection pipes*	25 kW	**BF23CN**	
				35 kW	**BF24CN**	

	Modello *Model*	Versione *Version*	Caratteristiche Features	Potenza *Power*	Codice *Code*	Prezzo € *Price €*
BF3 Dimensioni: 55x35x15cm		Completo di Mantello e Centralina *With Metallic Cabinet and Control Unit*	con circolatore *with circulation pump*	30 kW	**BF34AC**	
				42 kW	**BF35AC**	
			senza circolatore *without circulation pump*	30 kW	**BF34SC**	
				42 kW	**BF35SC**	
		Con Centralina senza Mantello *With Control Unit without Cabinet*	con circolatore *with circulation pump*	30 kW	**BF34AR**	
				42 kW	**BF35AR**	
			senza circolatore *without circulation pump*	30 kW	**BF34SR**	
				42 kW	**BF35SR**	
		Dima idraulica nuda *Without Cabinet nor Control Unit*	con circolatore *with circulation pump*	30 kW	**BF34AN**	
				42 kW	**BF35AN**	
			senza circolatore *without circulation pump*	30 kW	**BF34SN**	
				42 kW	**BF35SN**	
BF4 Dimensioni: 45x60x15cm		Completo di Mantello e Centralina *With Metallic Cabinet and Control Unit*	autonomo *no boiler connection*	25 kW	**BF43AC**	
				35 kW	**BF44AC**	
			con stacchi caldaia *with boiler connection pipes*	25 kW	**BF43CC**	
				35 kW	**BF44CC**	
		Con Centralina senza Mantello *With Control Unit without Cabinet*	autonomo *no boiler connection*	25 kW	**BF43AR**	
				35 kW	**BF44AR**	
			con stacchi caldaia *with boiler connection pipes*	25 kW	**BF43CR**	
				35 kW	**BF44CR**	
		Dima idraulica nuda *Without Cabinet nor Control Unit*	autonomo *no boiler connection*	25 kW	**BF43AN**	
				35 kW	**BF44AN**	
			con stacchi caldaia *with boiler connection pipes*	25 kW	**BF43CN**	
				35 kW	**BF44CN**	
BF5 Dimensioni: 45x60x15cm		Completo di Mantello e Centralina *With Metallic Cabinet and Control Unit*	autonomo *no boiler connection*	25 kW	**BF53AC**	
				35 kW	**BF54AC**	
			con stacchi caldaia *with boiler connection pipes*	25 kW	**BF53CC**	
				35 kW	**BF54CC**	
		Con Centralina senza Mantello *With Control Unit without Cabinet*	autonomo *no boiler connection*	25 kW	**BF53AR**	
				35 kW	**BF54AR**	
			con stacchi caldaia *with boiler connection pipes*	25 kW	**BF53CR**	
				35 kW	**BF54CR**	
		Dima idraulica nuda *Without Cabinet nor Control Unit*	autonomo *no boiler connection*	25 kW	**BF53AN**	
				35 kW	**BF54AN**	
			con stacchi caldaia *with boiler connection pipes*	25 kW	**BF53CN**	
				35 kW	**BF54CN**	

Sono disponibili anche le versioni COIBENTATE dei moduli BF0 e BF1 AUTONOMO (dima idraulica oppure con centralina).
Dimensioni cassetta: 45x55x15cm.
Consultate il ns. Catalogo Box Fire per informazioni dettagliate.

NOVITA' NEW

	Modello *Model*	Versione *Version*	Caratteristiche Features	Potenza *Power*	Codice *Code*	Prezzo € *Price €*
BF6* Dimensioni: 37,5x50x15cm		Completo di Mantello e Centralina *With Metallic Cabinet and Control Unit*	ACS - *DHW* **10l/min**	25 kW	**BF62AC**	
			ACS - *DHW* **20l/min**	50 kW	**BF63AC**	
			ACS - *DHW* **30l/min**	75 kW	**BF64AC**	
			ACS - *DHW* **40l/min**	100 kW	**BF67AC**	
		Con Centralina senza Mantello *With Control Unit without Cabinet*	ACS - *DHW* **10l/min**	25 kW	**BF62AR**	
			ACS - *DHW* **20l/min**	50 kW	**BF63AR**	
			ACS - *DHW* **30l/min**	75 kW	**BF64AR**	
			ACS - *DHW* **40l/min**	100 kW	**BF67AR**	
		Dima idraulica nuda *Without Cabinet nor Control Unit*	ACS - *DHW* **10l/min**	25 kW	**BF62AN**	
			ACS - *DHW* **20l/min**	50 kW	**BF63AN**	
			ACS - *DHW* **30l/min**	75 kW	**BF64AN**	
			ACS - *DHW* **40l/min**	100 kW	**BF67AN**	
BF6* COIBENTATO: 45x55x15cm		Completo di Mantello e Centralina *With Metallic Cabinet and Control Unit*	ACS - *DHW* **10l/min**	25 kW	**BF62IC**	
			ACS - *DHW* **20l/min**	50 kW	**BF63IC**	
			ACS - *DHW* **30l/min**	75 kW	**BF64IC**	
			ACS - *DHW* **40l/min**	100 kW	**BF67IC**	
		Con Centralina senza Mantello *With Control Unit without Cabinet*	ACS - *DHW* **10l/min**	25 kW	**BF62IR**	
			ACS - *DHW* **20l/min**	50 kW	**BF63IR**	
			ACS - *DHW* **30l/min**	75 kW	**BF64IR**	
			ACS - *DHW* **40l/min**	100 kW	**BF67IR**	
		Dima idraulica nuda *Without Cabinet nor Control Unit*	ACS - *DHW* **10l/min**	25 kW	**BF62IN**	
			ACS - *DHW* **20l/min**	50 kW	**BF63IN**	
			ACS - *DHW* **30l/min**	75 kW	**BF64IN**	
			ACS - *DHW* **40l/min**	100 kW	**BF67IN**	
BF7 Dimensioni: 45x60x15cm		Completo di Mantello e Centralina *With Metallic Cabinet and Control Unit*	autonomo *no boiler connection*	25 kW	**BF73AC**	
				35 kW	**BF74AC**	
			con stacchi caldaia *with boiler connection pipes*	25 kW	**BF73CC**	
				35 kW	**BF74CC**	
		Con Centralina senza Mantello *With Control Unit without Cabinet*	autonomo *no boiler connection*	25 kW	**BF73AR**	
				35 kW	**BF74AR**	
			con stacchi caldaia *with boiler connection pipes*	25 kW	**BF73CR**	
				35 kW	**BF74CR**	
		Dima idraulica nuda *Without Cabinet nor Control Unit*	autonomo *no boiler connection*	25 kW	**BF73AN**	
				35 kW	**BF74AN**	
			con stacchi caldaia *with boiler connection pipes*	25 kW	**BF73CN**	
				35 kW	**BF74CN**	

(*) MODULO BF6 Disponibile anche con centralina GDCW con segnale MODULANTE PWM e sonda di temperatura veloce (più informazione a pag. 59).

Available also with MODULATING Control Unit with PWM Signal (please go to page 59 for more detailed information).

NOVITA' NEW

	Modello *Model*	Versione *Version*	Caratteristiche Features	Potenza Tcamino *Fireplace Power*	Codice *Code*	Prezzo € *Price €*
BF7S Dimensioni: 45x60x15cm		Completo di Mantello e Centralina *With Metallic Cabinet and Control Unit*	autonomo *no boiler connection*	25 kW	**BF73SC**	
				35 kW	**BF74SC**	
			con stacchi caldaia *with boiler connection pipes*	25 kW	**BF73EC**	
				35 kW	**BF74EC**	
		Con Centralina senza Mantello *With Control Unit without Cabinet*	autonomo *no boiler connection*	25 kW	**BF73SR**	
				35 kW	**BF74SR**	
			con stacchi caldaia *with boiler connection pipes*	25 kW	**BF73ER**	
				35 kW	**BF74ER**	
		Dima idraulica nuda *Without Cabinet nor Control Unit*	autonomo *no boiler connection*	25 kW	**BF73SN**	
				35 kW	**BF74SN**	
			con stacchi caldaia *with boiler connection pipes*	25 kW	**BF73EN**	
				35 kW	**BF74EN**	
BF8 Dimensioni: 55x60x15cm		Completo di Mantello e Centralina *With Metallic Cabinet and Control Unit*	con circolatore *with circulation pump*	30 kW	**BF84AC**	
				42 kW	**BF85AC**	
			senza circolatore *without circulation pump*	30 kW	**BF84SC**	
				42 kW	**BF85SC**	
		Con Centralina senza Mantello *With Control Unit without Cabinet*	con circolatore *with circulation pump*	30 kW	**BF84AR**	
				42 kW	**BF85AR**	
			senza circolatore *without circulation pump*	30 kW	**BF84SR**	
				42 kW	**BF85SR**	
		Dima idraulica nuda *Without Cabinet nor Control Unit*	con circolatore *with circulation pump*	30 kW	**BF84AN**	
				42 kW	**BF85AN**	
			senza circolatore *without circulation pump*	30 kW	**BF84SN**	
				42 kW	**BF85SN**	
BF9 Dimensioni: 55x60x15cm		Completo di Mantello e Centralina *With Metallic Cabinet and Control Unit*	con circolatore *with circulation pump*	25 kW	**BF93CC**	
				35 kW	**BF94CC**	
			senza circolatore *without circulation pump*	25 kW	**BF93EC**	
				35 kW	**BF94EC**	
		Con Centralina senza Mantello *With Control Unit without Cabinet*	con circolatore *with circulation pump*	25 kW	**BF93CR**	
				35 kW	**BF94CR**	
			senza circolatore *without circulation pump*	25 kW	**BF93ER**	
				35 kW	**BF94ER**	
		Dima idraulica nuda *Without Cabinet nor Control Unit*	con circolatore *with circulation pump*	25 kW	**BF93CN**	
				35 kW	**BF94CN**	
			senza circolatore *without circulation pump*	25 kW	**BF93EN**	
				35 kW	**BF94EN**	

Sono disponibili le versioni da incasso per i moduli BF0, BF1 e BF6. Cassetta in lamiera zincata 10/10 con pannello frontale in lamiera 10/10 verniciata RAL 9010.
Dimensioni cassetta: 31,5x50x15cm.
Consultate il ns. Catalogo Box Fire per informazioni dettagliate.

NOVITA' NEW

de pala

Italian OEM Technology

8° gruppo: COLLETTORI

MANIFOLDS

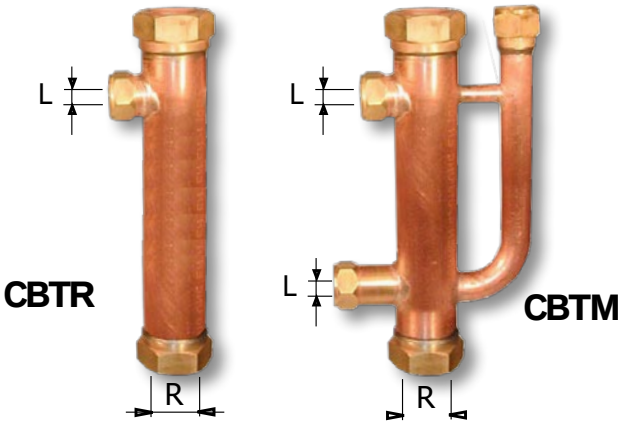

Materiale: rame saldato
Montanti con raccordi testa (R) ø 3/4"+ attacchi controlli (L) ø 1/2"

Material: welded copper
Manifolds with head nut (R) ø 3/4"+ control attachments (L) ø 1/2"

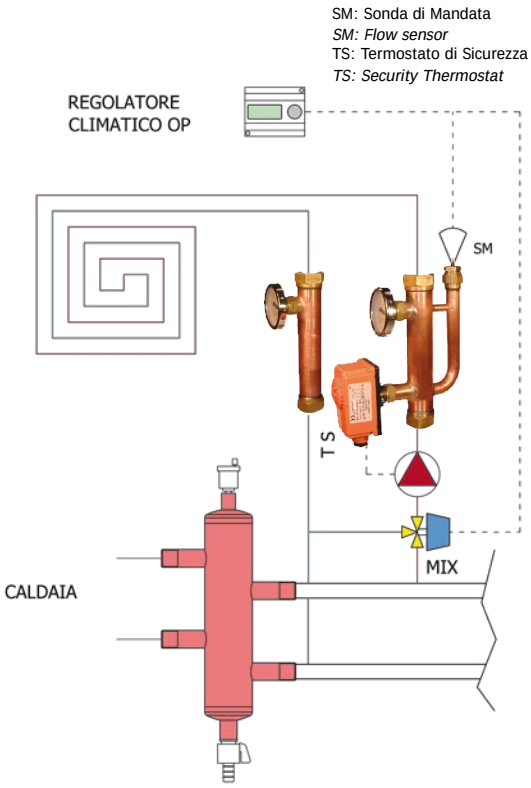

Fotografia e schemi indicativi. Componenti (termostato di sicurezza, sonda, termometri) non inclusi nella fornitura.

Raccordi Connection R (Ø)	Controlli Control L (Ø)	TIPO / *TYPE*	**Codice** ***Code***	**Prezzo €** ***Price €***
3/4"	1/2"	COLLETTORE DI MANDATA *IN-LET MANIFOLD*	**CBTM**	
		COLLETTORE DI RITORNO *RETURN MANIFOLD*	**CBTR**	

COLLETTORI PREASSEMBLATI MOTORIZZATI

IN RAME NICHELATO CON VALVOLE A SFERA, MONTANTI Ø 35mm e PARTENZE Ø 3/4" DADO LIBERO.

COLLETTORI PER BASSA TEMPERATURA

IN RAME CON MONTANTI Ø 35mm

MOTORIZED MULTIZONE MANIFOLDS

NICKEL PLATED COPPER Ø 35mm PIPE with BALL VALVES AND Ø 3/4" MALE BSP ATTACHMENTS

MANIFOLDS FOR LOW TEMPERATURE CIRCUITS

Ø 35mm COPPER PIPES

COLLETTORE MULTIZONA - **TIPO NORMALE** con VALVOLE a SFERA a 2 VIE
*MULTIZONE MANIFOLD - **NORMAL TYPE** with 2-WAYS BALL VALVES*

COLLETTORI IN TUBO RAME SALDATI E NICHELATI – COLLAUDATI A 6 bar
WELDED AND NICKEL-PLATED COPPER MANIFOLDS – TESTED AT 6 bar



COLLETTORI PREMONTATI - SOLO CORPI VALVOLA
PRE-ASSEMBLED MANIFOLDS - ONLY BODY VALVES

Ø Att. Laterali *Ø Lateral Atts.*	*Ø Att. Montanti* *Ø Manifold Atts*	L	N° Zone Zone Nrs.	**Codice** ***Code***	**Prezzo €** ***Price €***
3/4"	3/4"	315	2	**SF2Z**	
	1"	465	3	**SF3Z**	
		615	4	**SF4Z**	
		765	5	**SF5Z**	



COLLETTORI PREMONTATI - MOTORIZZATI
PRE-ASSEMBLED MANIFOLDS - MOTORIZED

Tipologia Servomotori *Servomotor types*		L	N° Zone Zone Nrs.	**Codice** ***Code***	**Prezzo €** ***Price €***
Comando a 3 FILI *3-WIRES Control* * (1)	230 V	315	2	**MF2Z**	
		465	3	**MF3Z**	
		615	4	**MF4Z**	
		765	5	**MF5Z**	
Comando a 3 FILI *3-WIRES Control* * (1)	24 V	315	2	**MC2Z**	
		465	3	**MC3Z**	
		615	4	**MC4Z**	
		765	5	**MC5Z**	
Comando a 2 FILI *2-WIRES Control* * (2)	230 V	315	2	**RF2Z**	
		465	3	**RF3Z**	
		615	4	**RF4Z**	
		765	5	**RF5Z**	
Comando a 2 FILI *2-WIRES Control* * (2)	24 V	315	2	**RC2Z**	
		465	3	**RC3Z**	
		615	4	**RC4Z**	
		765	5	**RC5Z**	

* (1) = per il comando di 1 solo servomotore con 1 termostato *(2) = per il comando di più servomotori con 1 solo termostato

INGOMBRI / *OVERALL DIMENSIONS*

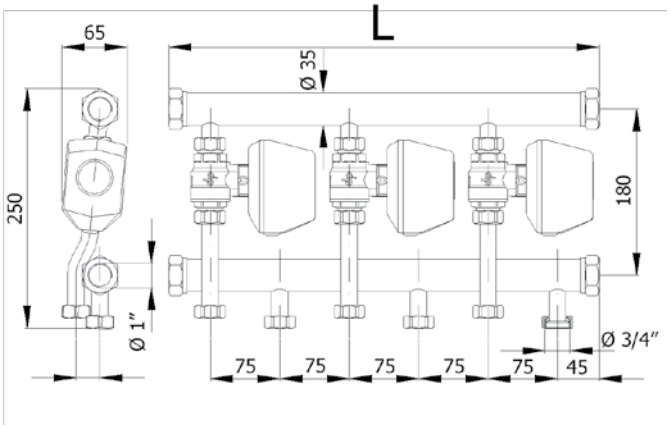

CARATTERISTICHE TECHNICHE
TECHNICAL FEATURES

Tensioni disponibili: 230VAC – 24VAC
Supply Voltage: 230VAC – 24VAC

Comando a 3 o 2 fili (relè incorporato)
3 or 2 (incorporated relay) wires control

Grado di protezione: IP 54
Electrical protection level: IP 54

Pressione nominale di lavoro: 10 bar
Nominal operating pressure: 10 bar

Indicatore esterno posizione ap/ch valvola
External indication of operating position

Innesto rapido a baionetta
Fast bayonet coupling system

Tempi di manovra Servomotori : 60"
Opening/Closing time : 60"

Servomotori con Micro Ausiliario
Servomotors with auxiliary micro-switch

COLLETTORE MULTIZONA - **TIPO BY PASS** con VALVOLE a SFERA a 2 VIE e 3 VIE BY PASS
*MULTIZONE MANIFOLD - **BY-PASS TYPE** with 2-WAYS and 3-WAYS BY-PASS BALL VALVES*

COLLETTORI IN TUBO RAME SALDATI E NICHELATI – COLLAUDATI A 6 bar
WELDED AND NICKEL-PLATED COPPER MANIFOLDS – TESTED AT 6 bar

COLLETTORI PREMONTATI - SOLO CORPI VALVOLA
PRE-ASSEMBLED MANIFOLDS - ONLY BODY VALVES

Ø Att. Laterali *Ø Lateral Att.*	*Ø Att. Montanti* *Ø Manifold Ats*	L	N° Zone Zone Nrs.	**Codice** ***Code***	**Prezzo €** ***Price €***
3/4"	3/4"	385	2	**SF2B**	
	1"	535	3	**SF3B**	
		685	4	**SF4B**	
		835	5	**SF5B**	



COLLETTORI PREMONTATI - MOTORIZZATI
PRE-ASSEMBLED MANIFOLDS - MOTORIZED

Tipologia Servomotori *Servomotor types*		L	N° Zone Zone Nrs.	**Codice** ***Code***	**Prezzo €** ***Price €***
Comando a 3 FILI *3-WIRES Control* * (1)	230 V	385	2	**MF2B**	
		535	3	**MF3B**	
		685	4	**MF4B**	
		835	5	**MF5B**	
Comando a 3 FILI *3-WIRES Control* * (1)	24 V	385	2	**MC2B**	
		535	3	**MC3B**	
		685	4	**MC4B**	
		835	5	**MC5B**	
Comando a 2 FILI *2-WIRES Control* * (2)	230 V	385	2	**RF2B**	
		535	3	**RF3B**	
		685	4	**RF4B**	
		835	5	**RF5B**	
Comando a 2 FILI *2-WIRES Control* * (2)	24 V	385	2	**RC2B**	
		535	3	**RC3B**	
		685	4	**RC4B**	
		835	5	**RC5B**	

* (1) = per il comando di 1 solo servomotore con 1 termostato *(2) = per il comando di più servomotori con 1 solo termostato



Il By Pass sul collettore aiuta o sostituisce il By Pass della caldaia

Manifold By-Pass helps or replaces boiler By-Pass

CARATTERISTICHE TECHNICHE
TECHNICAL FEATURES

Tensioni disponibili: 230VAC – 24VAC
Supply Voltage: 230VAC – 24VAC

Comando a 3 o 2 fili (relè incorporato)
3 or 2 (incorporated relay) wires control

Grado di protezione: IP 54
Electrical protection level: IP 54

Pressione nominale di lavoro: 10 bar
Nominal operating pressure: 10 bar

Indicatore esterno posizione ap/ch valvola
External indication of operating position

Innesto rapido a baionetta
Fast bayonet coupling system

Tempi di manovra Servomotori : 60"
Opening/Closing time : 60"

Servomotori con Micro Ausiliario
Servomotors with auxiliary micro-switch

INGOMBRI / *OVERALL DIMENSIONS*

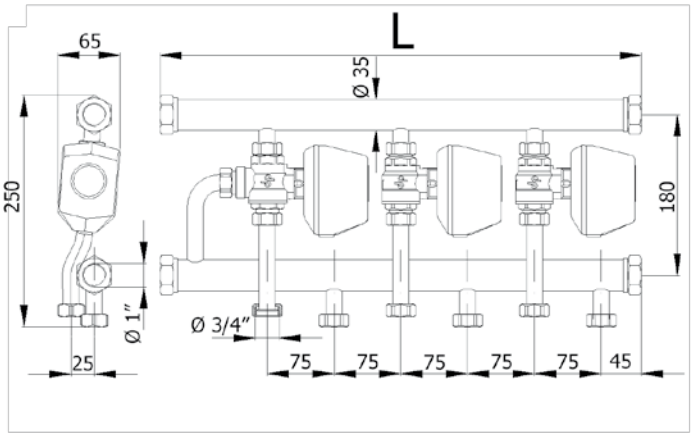

de pala

Italian OEM Technology

9° gruppo: BILANCIAMENTO

BALANCING VALVES

CORPI VALVOLA *BODY VALVES*	Diametro *Diameter*	Kvs (m³/h)	Portata *Flow range*	Filetto *Connection*	**Codice *Code***	**Prezzo *Price***
DP FLOW	**DN25**	5,5	5-50 l/min	Femmina / *Female* G25	**B415**	
	DN32	9,0	10-80 l/min	Femmina / *Female* G32	**B420**	
	DN40	13,0	15-120 l/min	Femmina / *Female* G40	**B425**	
	DN50	18,0	20-200 l/min	Femmina / *Female* G50	**B430**	
DP FLOW SM	**DN15**	1,7	0-8 l/min	Maschio / *Male* G20	**SM00**	
	DN15	1,7	0-8 l/min	Femmina / *Female* G15	**SM10**	
	DN20	2,0	0-16 l/min	Femmina / *Female* G20	**SM20**	

ACCESSORI - *OPTIONAL*

GUSCIO di COIBENTAZIONE in POLIETILENE
POLYETHYLENE INSULATING SHELL

Corpo Valvola *Valve Type*	**Diametro *Diameter***	**Codice *Code***	**Prezzo € *Price €***
DP FLOW	DN25	**GC25**	
	DN32	**GC32**	
	DN40	**GC40**	
	DN50	**GC50**	
DP FLOW SM	G20 MASCHIO / MALE	**GC00**	
	G15 FEMMINA / FEMALE	**GC10**	
	G20 FEMMINA / FEMALE	**GC20**	

DIMENSIONI DI INGOMBRO
OVERALL DIMENSIONS

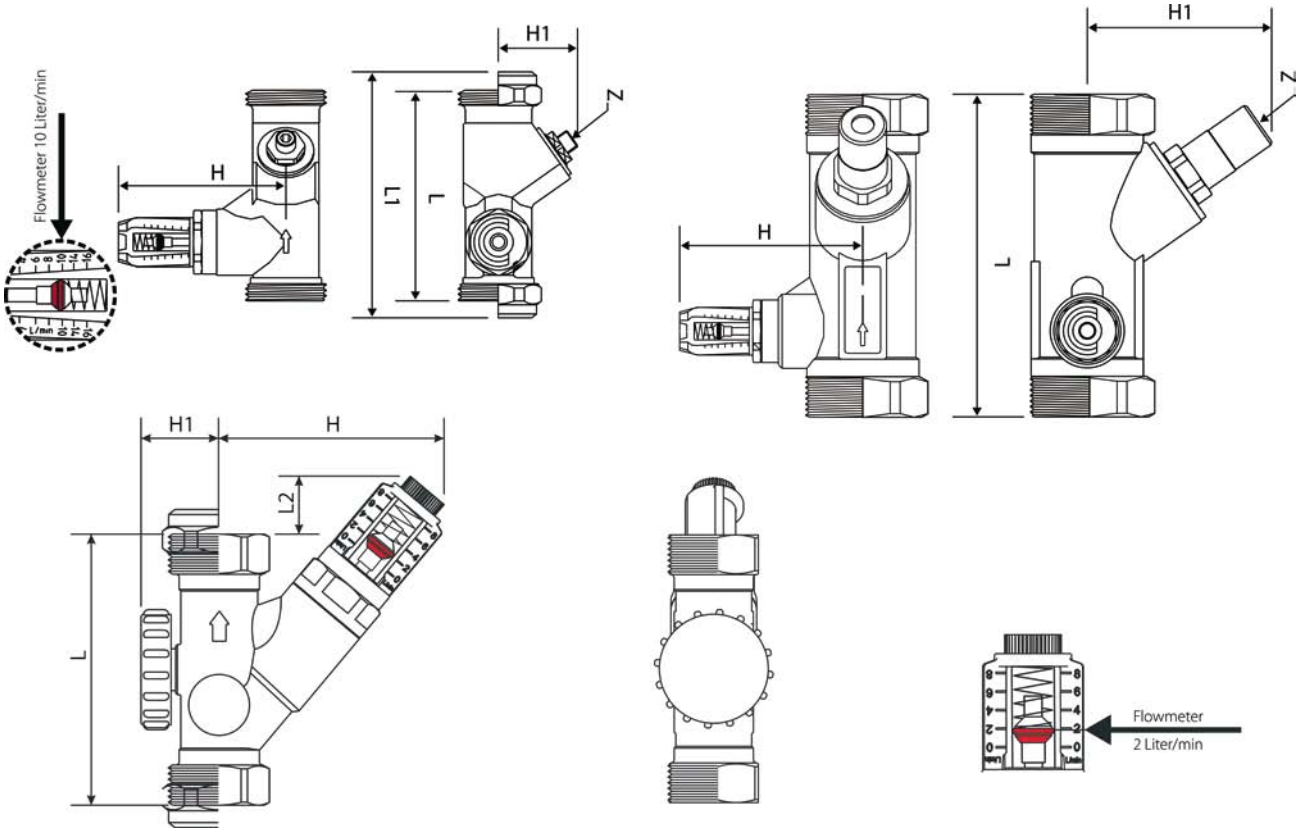

CODICE *CODE*	FILETTO *CONNECTION*	PORTATA *FLOW RANGE*	DIMENSIONI IN MILLIMETRI - *DIMENSIONS IN MILIMETERS*					
			L	L1	L2	**H**	**H1**	**Z**
B415	Femmina / *Female* G25	5-50 l/min	120	-	-	73	69	6/8*
B420	Femmina / *Female* G32	10-80 l/min	135	-	-	77	77	6/8*
B425	Femmina / *Female* G40	15-120 l/min	153	-	-	80	78	6/8*
B430	Femmina / *Female* G50	20-200 l/min	176	-	-	85	87	6/8*
SM00	Maschio / *Male* G20	0-8 l/min	81	-	17	67	23	-
SM10	Femmina / *Female* G15	0-8 l/min	81	-	17	67	23	-
SM20	Femmina / *Female* G20	0-16 l/min	86	-	15	71	27	-

*Dim. chiave a brugola: 6 mm. per bilanciamento / 8 mm. per bloccaggio (memostop) - Allen key size: 6 mm. for balancing / 8 mm. for locking (memostop)

- Bilanciamento preciso del flusso con regolazione ad otturatore
- Indicazione visiva della portata istantanea
- Indicazione di flusso con ampia scala. Qmax/Qmin = 8:1
- Lettura diretta senza necessità di apparecchiature elettroniche
- Funzionamento in qualsiasi posizione
- Facile bilanciamento del circuito senza calcoli computerizzati
- Non sono richiesti dati correttivi con acqua glicolata a +20 °C
- Temperatura max. di esercizio:
  DP FLOW: +100 °C a 10 bar / +120 °C a 8 bar
  DP FLOW SM: +70 °C a 10 bar / +100 °C a 8 bar
- Temperatura minima di esercizio: -20 °C (con antigelo adatto)
- Pressione massima di esercizio: Vedere diagrammi perdite di carico
- Precisione del flussometro: ± 10%
- Materiali:
  - Corpo: ottone
  - Indicatore di flusso: plastico antiurto resistente alle alte temp.
  - Molla: Acciaio Inox
  - Tenute: EPDM

- *Accurate balancing of flow with seat valve*
- *Visual indication of the actual flow rate*
- *Wide range flow indicator: Vmax/Vmin = 8:1*
- *No diagrams and no electronic equipment required*
- *Works in any position*
- *Circuit balancing without computer calculation*
- *No correction charts required for glycol additives at temp. +20 °C*
- *Maximum operating temperature:*
  DP FLOW: +100 °C at 10 bar / +120 °C at 8 bar
  DP FLOW SM: +70 °C at 10 bar / +100 °C at 8 bar
- *Minimum operating temperature: -20 °C (using suitable antifreeze)*
- *Maximum operating pressure: see pressure drop diagram*
- *Flowmeter accuracy: ± 10%*
- *Components:*
  - *Body: Brass*
  - *flow indicator: plastic*
  - *Spring: Stainless steel*
  - *Seals: EPDM*

de pala

Italian OEM Technology

10° gruppo: RICAMBI

SPARE PARTS



PROLUNGHE SEMPLICI per abbinamento a servomotori con aggancio a molla
SPACERS without manual override to be connected to actuators with bayonet coupling system

Prolunghe per coibentazione "SEMPLICI"
Spacers for insulation of pipes

Valvole accoppiabili *Coupled Body Valves*	Codice *Code*	Prezzo € *Price €*
2 vie / 2-*ways*	D2S6	
3 vie deviatrici 2 fori *3-ways Deviating "L" bored*	D3S6	
3 vie deviatrici 3 fori *3-ways Deviating "T" bored*	D3S7	
3 vie deviatrici Laterali *3-ways Lateral Deviating*	D3S71	



PROLUNGHE con AZIONAMENTO MANUALE per abbinamento ad attuatori con aggancio a molla
SPACERS with MANUAL OVERRIDE to be connected to actuators with bayonet coupling system

Prolunghe per coibentazione con azionamento manuale
Spacers for insulation of pipes with manual override

Valvole accoppiabili *Coupled Body Valves*	Codice *Code*	Prezzo € *Price €*
2 vie / 2-*ways*	D2M6	
3 vie deviatrici 2 fori *3-ways Deviating "L" bored*	D3M6	
3 vie deviatrici 3 fori *3-ways Deviating "T" bored*	D3M7	
3 vie deviatrici Laterali *3-ways Lateral Deviating*	D3M71	

VALVOLE DI ZONA MOTORIZZATE CON **OTTURATORE A SETTORE**
*MOTORIZED ZONE VALVES WITH **SECTOR SHUTTER***

2 VIE

2-WAYS

3 VIE

3-WAYS

Attacchi Attachments	Ø	**Codice *Code***	**Prezzo € *Price €***
2 VIE Gas Femmina *2-WAYS Gas Female*	3/4"	**C2F3**	
	1"	**C2F4**	
3 VIE Gas Femmina *3-WAYS Gas Female*	3/4"	**C3F3**	
	1"	**C3F4**	

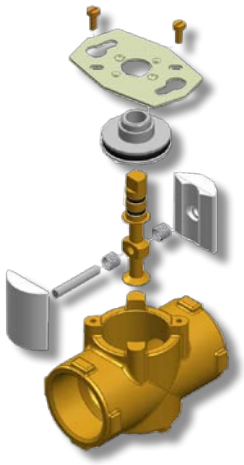

SERVOMOTORI PER VALVOLE DI ZONA CON **OTTURATORE A SETTORE**
*ACTUATORS FOR ZONE VALVES WITH **SECTOR SHUTTER***

Comando *Control*	*Tipo Type*	*Auxiliary Microswitch*	*Aliment. Supply*	**Codice *Code***	**Prezzo € *Price €***
Comando a 3 FILI *3-WIRES Control* * (1)	Normale *Normal Type*	senza / without Auxiliary Microswitch	230 V	**MR**	
			24 V	**MRS**	
		con / with Auxiliary Microswitch	230 V	**MRC**	
			230 V	**MRCK (*)**	
			24 V	**MRCC**	
	con Contaore with hour-counter	senza / without Auxiliary Microswitch	230 V	**MC**	
			24 V	**MCS**	
		con / with Auxiliary Microswitch	230 V	**MCC**	
			24 V	**MCCC**	

(*) Con attacco a rettangolo tipo "K"

* (1) = per il comando di 1 solo servomotore con 1 termostato

KIT OTTURATORI PER CORPI VALVOLA DI ZONA A SETTORE A 2 E 3 VIE
*2 AND 3-WAYS SECTOR VALVES **SHUTTERS KIT***

KIT 2 VIE

2-WAYS KIT

Tipo Type	Ø	**Codice *Code***	**Prezzo € *Price €***
2 VIE *2-WAYS*	1/2" - 3/4"	**O2F3**	
	1"	**O2F4**	
	1" 1/4	**O2F5**	
3 VIE *3-WAYS*	3/4"	**O3F3**	
	1"	**O3F4**	
	1" 1/4	**O3F5**	

KIT 3 VIE

3-WAYS KIT

RICAMBI SERVOMOTORI per valvole a sfera con DISTANZIALE o con CONTAORE
SPARE ACTUATORS for ball valves with SPACER or electromechanical TIME METER

Tipo valvola *Valve type*	Controllo *Control*	Contatto Aux *Aux. Switch*	Alimentaz. *Pwr Supply*	Tempi *On/Off*	**Codice *Code***	**Prezzo € *Price €***
2 VIE ON - OFF *2-VIE ON - OFF* 	Comando a 3 FILI *3-WIRES Control*	NO	230 V	60"	**F6A2**	
			24 V	60"	**F6S2**	
		1 C. Aux. *1 SPST*	230 V	60"	**F6B2**	
			24 V	60"	**F6C2**	
	Comando a 2 FILI *2-WIRES Control*	NO	230 V	60"	**F6A2R**	
			24 V	60"	**F6S2R**	
		1 C. Aux. *1 SPST*	230 V	60"	**F6B2R**	
			24 V	60"	**F6C2R**	
	Comando a 3 FILI *3-WIRES Control*	NO	230 V	60"	**M6A2H**	
			24 V	60"	**M6S2H**	
		1 C. Aux. *1 SPST*	230 V	60"	**M6B2H**	
			24 V	60"	**M6C2H**	
	Comando a 2 FILI *2-WIRES Control*	NO	230 V	60"	**R6A2H**	
			24 V	60"	**R6S2H**	
		1 C. Aux. *1 SPST*	230 V	60"	**R6B2H**	
			24 V	60"	**R6C2H**	
3 VIE DEVIATRICE A 2 FORI *3-WAYS "L" BORED VALVE* 	Comando a 3 FILI *3-WIRES Control*	NO	230 V	120"	**F6A3**	
			24 V	120"	**F6S3**	
		1 C. Aux. *1 SPST*	230 V	120"	**F6B3**	
			24 V	120"	**F6C3**	
	Comando a 2 FILI *2-WIRES Control*	NO	230 V	120"	**F6A3R**	
			24 V	120"	**F6S3R**	
		1 C. Aux. *1 SPST*	230 V	120"	**F6B3R**	
			24 V	120"	**F6C3R**	
	Comando a 3 FILI *3-WIRES Control*	NO	230 V	60"	**M6A3H**	
			24 V	60"	**M6S3H**	
		1 C. Aux. *1 SPST*	230 V	60"	**M6B3H**	
			24 V	60"	**M6C3H**	
	Comando a 2 FILI *2-WIRES Control*	NO	230 V	60"	**R6A3H**	
			24 V	60"	**R6S3H**	
		1 C. Aux. *1 SPST*	230 V	60"	**R6B3H**	
			24 V	60"	**R6C3H**	
3 VIE DEVIATRICE A 3 FORI *3-WAYS "T" BORED VALVE* 3 VIE DEVIATRICE LATERALE *3-WAYS LATERAL DIVERTING* 3 VIE CON BY-PASS *3-WAYS WITH BY-PASS*	Comando a 3 FILI *3-WIRES Control*	NO	230 V	60"	**F7A3**	
			24 V	60"	**F7S3**	
		1 C. Aux. *1 SPST*	230 V	60"	**F7B3**	
			24 V	60"	**F7C3**	
	Comando a 2 FILI *2-WIRES Control*	NO	230 V	60"	**F7A3R**	
			24 V	60"	**F7S3R**	
		1 C. Aux. *1 SPST*	230 V	60"	**F7B3R**	
			24 V	60"	**F7C3R**	
	Comando a 3 FILI *3-WIRES Control*	NO	230 V	60"	**M7A3H**	
			24 V	60"	**M7S3H**	
		1 C. Aux. *1 SPST*	230 V	60"	**M7B3H**	
			24 V	60"	**M7C3H**	
	Comando a 2 FILI *2-WIRES Control*	NO	230 V	60"	**R7A3H**	
			24 V	60"	**R7S3H**	
		1 C. Aux. *1 SPST*	230 V	60"	**R7B3H**	
			24 V	60"	**R7C3H**	

CONDIZIONI GENERALI DI VENDITA

ORDINI
Tutti gli ordini si intendono assunti a titolo di prenotazione e non impegnano la Venditrice alla consegna, anche parziale, di quanto ordinato.

PREZZI
I prezzi non includono l'Imposta sul Valore Aggiunto (IVA).

CONSEGNE
Il termine di consegna riportato sulla copia d'ordine o sulla copia commissione non impegnano la Venditrice.
Difficoltà di consegna dovute a gravi motivi imprevisti all'atto della conferma, autorizzano la Venditrice alla consegna parziale o all'annullamento del contratto di fornitura, senza essere tenuta a corrispondere indennizzo di nessun genere per danni derivanti dalla mancata fornitura.

MODALITA' DI PAGAMENTO
Il pagamento della fattura deve essere fatto nelle forme, modalità e termini in essa indicati, anche nel caso di ritardo nell'arrivo della merce.
In caso di mancato pagamento, trascorso il termine stabilito, decorrerà l'interesse di mora pari al Tasso Ufficiale di Sconto in vigore aumentato del 3% annuo.
La Venditrice, nel caso di mancato pagamento, si riserva di sospendere le consegne in corso.

TRASPORTO
La merce viaggia a totale rischio e pericolo dell'Acquirente, anche se convenuto franco destino e non può essere imputata responsabilità alla Venditrice per ammanchi o danneggiamenti nel trasporto.
La spedizione sarà effettuata con il vettore più comodo per la Venditrice o a scelta con mezzo della stessa.
Nel caso il Destinatario sia considerato in disagiata sede, la Venditrice si riserva l'addebito dei maggiori costi di spedizione.

RECLAMI
Non si accettano reclami riguardanti la quantità e la qualità della merce trascorsi 8 giorni dal ricevimento del materiale stesso da parte dell' Acquirente.
La Venditrice si riserva il diritto di apportare modifiche tecniche migliorative del prodotto, senza obbligo di preavviso all'Acquirente.

GARANZIA
I vari prodotti sono garantiti entro il termine di 2 anni solari successivi alla data di fabbricazione su di essi impressa.
La garanzia obbliga la Venditrice alla sostituzione o riparazione dei prodotti ritenuti difettosi nei materiali e nelle lavorazioni.
L'errata installazione, l'uso improprio o la manomissione del prodotto fanno decadere la garanzia.
La garanzia non implica responsabilità nè la possibilità di rimborso dei danni provocati a persone o cose derivanti dall'impiego dei nostri prodotti.
La merce reclamata difettosa deve essere resa in porto franco alla sede della Venditrice.

FORO COMPETENTE
Per la risoluzione di ogni controversia è competente l'Autorità Giudiziaria di Pordenone.

Le illustrazioni, le misure ed altri dati numerici hanno soltanto uno scopo illustrativo e possono non essere conformi in ogni dettaglio al prodotto finito.
Ci riserviamo il diritto di modificare i nostri prodotti anche senza preavviso.
Le modifiche ai prodotti hanno lo scopo di migliorare le loro prestazioni, senza che questo modifichi la loro destinazione d'uso.

GENERAL SALES CONDITIONS

ORDERS
De Pala reserves the right to cancel or refuse any order.

PRICES
The list prices are NET and exclude any V.A.T. nor taxes.

DELIVERY
Delivery times are approximate and represent average delivery times corresponding to the time normally required to process and deliver an order.
De Pala may not be held responsible for any consequences of a delay in delivery.
Delivery time may be extended due to unforeseen circumstances as well as delivery delays from our material suppliers.

PAYMENT
The purchase price for the products has to be paid, free of any charges, following accurately the payment terms, with no delay.
Until the complete payment of all accounts receivable resulting from current business, De Pala retains the legal title for delivered goods and the corresponding material in the Purchaser's warehouse.
Late payment shall be subject to a delinquency charge, calculated on the basis of three per cent (3%) per month on official bank discount rate, for any unpaid balance from the due date.

DISPATCH
The merchandise is transported on the risk of the Purchaser. De Pala does everything to deliver the merchandise to the Purchaser in perfect condition, however De Pala cannot be held liable for damages occurred during transport.
Delivery terms: ex-works = EXW Roveredo.
The method of dispatch has to be selected by the Purchaser. Without any shipping instructions from the Purchaser, De Pala reserves the right to arrange the dispatch by any forwarder/courier of its choice. Shipping cost and any additional costs shall be borne by the Purchaser.

CLAIMS
All the quality or quantity claims should be raised within 8 days after the receipt of the goods.
De Pala reserves the right to introduce design modifications in the interest of technical progress, without notice to the Purchaser.

WARRANTY
Despite careful testing of our equipment, component or functional failures may occur. De Pala grants a warranty for a period of 24 months from the manufacturing date which is stamped on. During this period De Pala undertakes to repair or replace the equipment, whatever defect it presents, free of charge.
Warranty does not include costs of transporting equipment to and from the repair workshop. No liability is taken for any other claims which may arise due to consequential damage arising from the use of De Pala's products.

PLACE OF JURISDICTION
For any dispute the place of jurisdiction are the courts based at the headquarters of De Pala.

Pictures and drawings, as well as any technical information and measures are only indicative, and may differ from the product purchased.
Due to continuous improvements on the products, we reserve the right to modify them without prior notice.

Agenzia / Rivenditore / Distributore

de pala

Via del Lavoro, 10 • 33080 Roveredo in Piano (Pordenone) • ITALY

Tel. +39 0434 920466 +39 0434 923166 Fax +39 0434 591473

e-mail : info@depala.it web : www.depala.it